
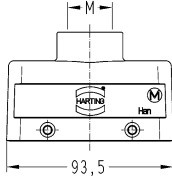
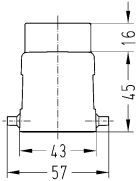

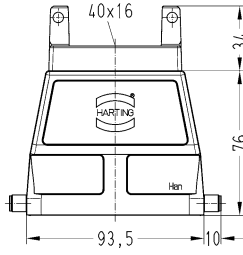
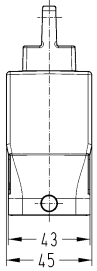



Standard hoods/housings for industrial connectors
Double locking lever

Identification	Cable entry	Part number		Drawing (dimensions in mm)	
		Low construction	High construction		
Han® B, Hoods, Top entry 	1x M25 1x M32 1x M40 2x M25	19 30 016 1421 19 30 016 1422	19 30 016 0427 19 30 016 0428 19 30 016 0466		
Han® B, Hoods, Flat cable entry, Top entry 			09 30 016 4441		
Han® B, Hoods, Side entry 	1x M25 1x M32 1x M40	19 30 016 1521 19 30 016 1522	19 30 016 0527 19 30 016 0528	