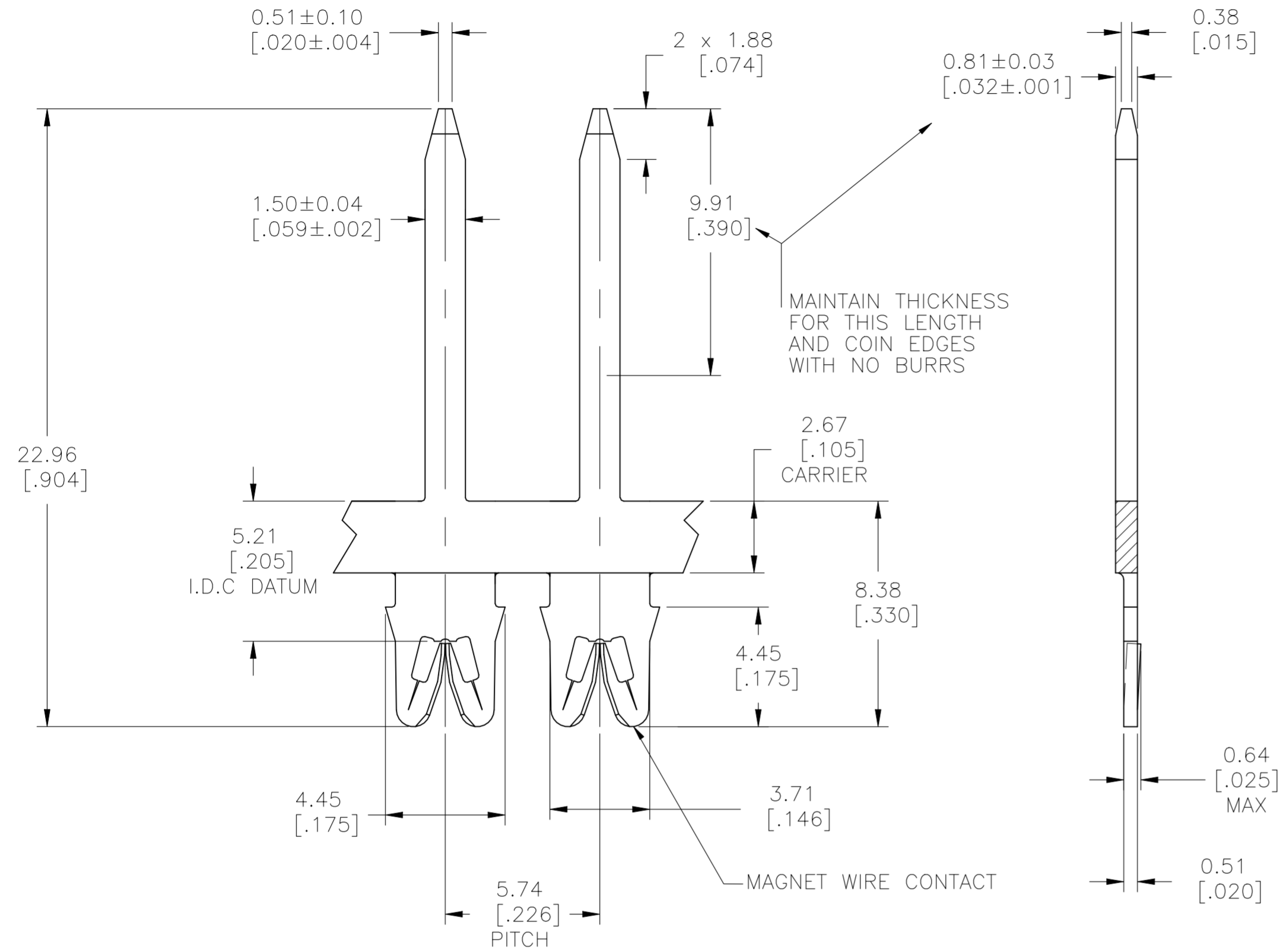
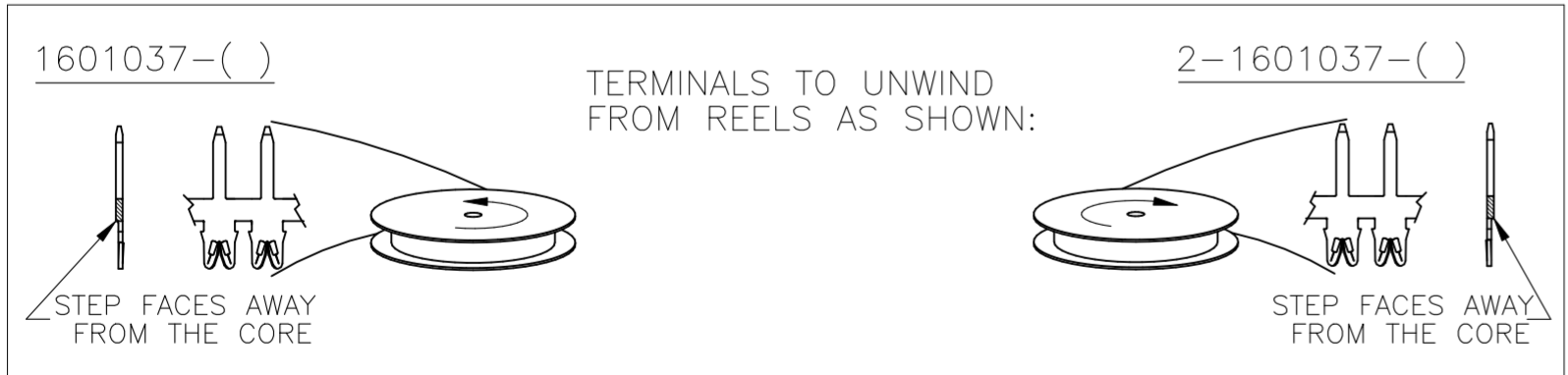
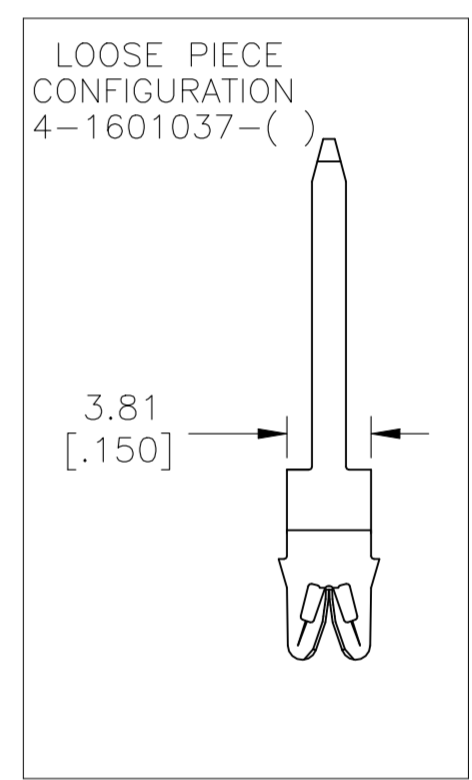


THIS DRAWING IS UNPUBLISHED. RELEASED FOR PUBLICATION
 © COPYRIGHT - TE Connectivity Ltd. ALL RIGHTS RESERVED.

| REVISIONS | | | | | |
|-----------|-----|---------------------------|-----------|-----|------|
| P | LTR | DESCRIPTION | DATE | DWN | APVD |
| | C5 | REVISED PER ECR-21-120316 | 11NOV2021 | BDA | KR |



- 1 SPECIFICATIONS:
MAGNET WIRE #18- #34 AWG
1.02 mm (.040)- 0.16 mm (.006) DIA COPPER.
- 2 POCKET RECOMMENDATION: # 1601431
- 3 TERMINAL APPLICATION TO COMPLY WITH TYCO ELECTRONICS SPECIFICATION 114-13166 FIGURE 10
- 4 TERMINALS SUPPLIED ON REELS, CAN BE SUPPLIED LOOSE PIECE,
- 5 TWO(2) TERMINALS SHOWN FOR ILLUSTRATION PURPOSES ONLY.
- 6 PRODUCT SPECIFICATION: STANDARD SIAMEZE 108-2085
- 7 PRODUCT SPECIFICATION; HIGH TEMPERATURE 108-2293
- 8 PRELIMINARY-FOR QUOTATION



| | | | |
|--|---------------------------|--|------------------|
| POST TIN PLATE | BRASS, $\frac{3}{4}$ HARD | - | 6 1601037-4 8 |
| UNPLATED | EXTRA HARD CU ALLOY | - | 7 4-1601037-3 8 |
| UNPLATED | EXTRA HARD CU ALLOY | - | 7 2-1601037-3 8 |
| PRE-TIN PLATE | BRASS, $\frac{3}{4}$ HARD | 131-084-010 | 6 2-1601037-2 |
| PRE-TIN PLATE | BRASS, $\frac{3}{4}$ HARD | 131-083-010 | 6 1601037-2 |
| FINISH | MATERIAL | REFERENCE PART NUMBER | TE PART NUMBER |
| THIS DRAWING IS A CONTROLLED DOCUMENT. | | TE Connectivity Ltd. | |
| DIMENSIONS: mm [INCHES] TOLERANCES UNLESS OTHERWISE SPECIFIED: 0 PLC ± - 1 PLC ± - 2 PLC ± 0.13[.005] 3 PLC ± - 4 PLC ± - ANGLES ± 2° | | NAME: J.WELLER 11JAN2002 CHK: M.FEHER 11JAN2002 APVD: K.RANDOLPH 11JAN2002 PRODUCT SPEC: SEE NOTES APPLICATION SPEC: 3 | |
| MATERIAL: SEE TABLE | FINISH: SEE TABLE | WEIGHT: 0.000000 | RESTRICTED TO: - |
| CUSTOMER DRAWING | | SCALE: 6:1 | SHEET: 1 OF 1 |
| | | DRAWING NO: A2 00779 | REV: C5 |
| | | DRAWING NO: C=1601037 | |