

Subject to changes. Please also observe the further product documentation!



Item description

- Board-to-board links simplify LED module assembly
- Easy push-in connection and disconnection

Data

Electrical data

Ratings per IEC/EN

Ratings per	IEC/EN 60664-1
Nominal voltage (III/3)	63 V
Rated impulse voltage (III/3)	2.5 kV
Rated voltage (III/2)	160 V
Rated impulse voltage (III/2)	2.5 kV
Nominal voltage (II/2)	320 V
Rated surge voltage (II/2)	2.5 kV
Rated current	3 A
Legend (ratings)	(III / 2) ≙ Overvoltage category III / Pollution degree 2

Connection data

Total number of potentials	2
----------------------------	---

Connection 1

Pole number	2
-------------	---

Physical data

Pin spacing	3 mm / 0.118 inches
Width	5.7 mm / 0.224 inches
Height	2.5 mm / 0.098 inches
Depth	20.5 mm / 0.807 inches

Mechanical Data

Mating cycles (max.)	10
Number of mating cycles	10 connections/disconnections (max.)
Suitable	for SMD PCB terminal blocks (2059 Series)

Subject to changes. Please also observe the further product documentation!



Material Data

Note (material data)

Information on material specifications can be found here

Color	white
Material group	I
Insulation material	Polyamide (PA66)
Flammability class per UL94	V0
Contact material	Copper alloy
Contact plating	Silver
Fire load	0.001 MJ
Weight	0.2 g

Environmental requirements

Limit temperature range	-60 ... +105 °C
-------------------------	-----------------

Commercial data

eCl@ss 10.0	27-14-11-92
eCl@ss 9.0	27-14-11-92
ETIM 8.0	EC002848
ETIM 7.0	EC002848
PU (SPU)	500 pcs
Packaging type	box
Country of origin	CN
GTIN	4055143610070
Customs tariff number	85369010000

Environmental Product Compliance

RoHS Compliance Status	Compliant, No Exemption
------------------------	-------------------------

Approvals / Certificates

General approvals


Logo	Approval	Additional Approval Text	Certificate name
	CCA DEKRA Certification B.V.	EN 60947-7-4	NTR NL-7819

Subject to changes. Please also observe the further product documentation!


CCA

	CCA DEKRA Certification B.V.	EN 60947-7-4	71- 111131
--	---------------------------------	--------------	---------------


CCA

	CCA DEKRA Certification B.V.	EN 60838	NTR NL- 7720
--	---------------------------------	----------	-----------------


cURus

	cURus Underwriters Laboratories Inc.	UL 1059	E45172
--	---	---------	--------

KEMA/KEUR

	KEMA/KEUR DEKRA Certification B.V.	EN 60838	71- 106226
--	---------------------------------------	----------	---------------

UL

	UL Underwriters Laboratories Inc.	UL 1977	E45171
---	--------------------------------------	---------	--------

Counterpart



Item no.2059-322/998-403
SMD PCB terminal block; 0,5 mm²; Pin spacing 3 mm; 2-pole; PUSH WIRE®; in tape-and-reel packaging; 0,50 mm²; black

www.wago.com/2059-322/998-403



Item no.2059-302/998-403
SMD PCB terminal block; 0,5 mm²; Pin spacing 3 mm; 2-pole; PUSH WIRE®; in tape-and-reel packaging; 0,50 mm²; white

www.wago.com/2059-302/998-403

Downloads

Documentation

Additional Information

Technical Section Technical explanations	2019 Apr 3	pdf 2.0 MB	Download
---	------------	---------------	----------

Subject to changes. Please also observe the further product documentation!

WAGO GmbH & Co. KG
Hansastr. 27
32423 Minden
Phone: +49571 887-0 | Fax: +49571 887-169
Email: info.de@wago.com | Web: www.wago.com

Do you have any questions about our products?
We are always happy to take your call at +49 (571) 887-44222.

CAD/CAE-Data

CAD data

2D/3D Models 2059-902/021-000	URL	Download
-------------------------------	-----	----------

CAE data

ZUKEN Portal 2059-902/021-000	URL	Download
-------------------------------	-----	----------

Environmental Product Compliance


Compliance Search

Environmental Product Compliance 2059-902/021-000	URL	Download
---	-----	----------


Board-to-Board Link; Pin spacing 3 mm; 2-pole; Length: 20.5 mm; white

Installation Notes

Installation

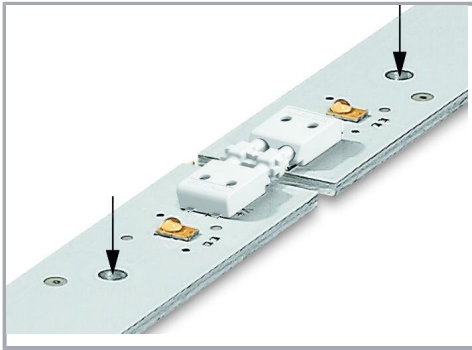


Installation



Installation

Subject to changes. Please also observe the further product documentation!



Subject to changes. Please also observe the further product documentation!