

Technology to Inspire Innovation

# **Preferred Connector Products**

# **JAE**



**JAE Electronics, Inc.**

For Additional Information Visit [www.jae-connector.com](http://www.jae-connector.com)

**J**apan Aviation Electronics Industry, Ltd. (JAE) is an international manufacturer and supplier of electronic components and systems. For over four decades, JAE has provided the electronics industry with solutions to complex design requirements. Since its founding, the Company has strived to contribute to society through market-driven, technology-based global business operations under the philosophy: "Technology to Inspire Innovation."

With worldwide and world-class manufacturing certified to ISO 9001 and QS 9000, JAE has made the commitment to meet the global requirements of our customer. In addition to a network of state of the art manufacturing facilities, JAE has technical service offices located around the world, staffed with experts in connector design and application.

This catalog contains a select overview of JAE Connector Products. For in-depth information on our complete product line, and information on new developments, visit JAE's online catalog at [www.jae-connector.com](http://www.jae-connector.com).

Innovative design, quality oriented manufacturing, commitment to our customers and sensitivity to the environment assures JAE's leadership position in the 21<sup>st</sup> century.

## Table of Contents

Product Series	Contact Spacing	Pages
<b>SOCKETS/MEMORY PRODUCTS</b>		
PCMCIA		
JC22.....	1.27mm (.050").....	5
COMPACT FLASH		
JC26C2.....	1.27mm (.050").....	6 - 7
JC26E.....	1.27mm (.050").....	8
JC26F.....	1.27mm (.050").....	9
PCI EXPRESS MINI CARD		
MM60.....	0.8mm (.031").....	10
EXPRESSCARD		
PX10/11.....	1.0mm (.039").....	11 - 12
PX20/22.....	1.0mm (.039") / 0.635mm (.025").....	13 - 14
SMART/SIM CARD		
SF2.....	2.54mm (.100").....	15
SF3.....	2.54mm (.100").....	16
SF6.....	2.54mm (.100").....	17
SF7.....	2.54mm (.100").....	18
SF7 (Slim).....	2.54mm (.100").....	19
SF9.....	2.54mm (.100").....	20
SECURE DIGITAL CARD		
SG5.....	2.50mm (.098").....	21
MINI SECURE DIGITAL CARD (SD)		
ST4.....	1.1mm (.043").....	22
SC1.....	2.50mm (.098").....	23
MICRO SD/TRANSFLASH™		
ST1.....	1.1mm (.043").....	24
ST2.....	1.1mm (.043").....	25

## **BOARD-TO-BOARD CONNECTOR PRODUCTS**

<b>BOARD-TO-BOARD</b>		
AA03.....	0.40mm (.020").....	26
WA6.....	0.40mm (.020").....	27
WH1.....	0.40mm (.020").....	28
AA01A.....	0.50mm (.020").....	29
IL-312.....	0.50mm (.020").....	30
WR.....	0.50mm (.020").....	31 - 32
WB3.....	0.50mm (.020").....	33
IL-WX.....	0.80mm (.031").....	34
KX14/15.....	0.80mm (.031").....	35 - 36
PM1.....	0.80mm (.031").....	37
WM1.....	1.00mm (.039").....	38
WM2.....	1.00mm (.039").....	39
TX24/TX25.....	1.27mm (.050").....	40

## Table of Contents

Product Series	Contact Spacing	Pages
<b>BOARD-TO-BOARD CONNECTOR PRODUCTS</b>		
WIRE-TO-BOARD		
PCB-TO-FPC/FFC		
FB3.....	0.30mm (.012").....	41
FB5.....	0.30mm (.012").....	42
FB6.....	0.30mm (.012").....	43
FF02.....	0.30mm (.012").....	44
FF02S.....	0.30mm (.012").....	45
FB8.....	0.30mm (.012").....	46
FA5.....	0.50mm (.020").....	47
FF03.....	0.50mm (.020").....	48
IL-FPR.....	0.50mm (.020").....	49
PCB-TO-CABLE/FPC		
FI-J.....	0.40mm (.016").....	50 - 51
FI-R.....	0.50mm (.020").....	52 - 53
FI-X.....	1.00mm (.039").....	54 - 55
FI.....	1.25mm (.049").....	56 - 58
PCB-TO-CABLE		
DX2/3.....	0.80mm (.031").....	59
FI-E.....	1.00mm (.039").....	60 - 61
CN10.....		62 - 63
CV10.....		64
IL-Z.....	1.25mm (.049").....	65 - 66
IL-S.....	2.00mm (.079").....	67 - 68
LY.....	2.00mm (.079").....	69
KD10/20.....	2.00mm (.079").....	70
IL-G.....	2.50mm (.098").....	71
<b>INPUT/OUTPUT CONNECTOR PRODUCTS</b>		
PCB-TO-CABLE		
DD1.....	0.50mm (.020").....	72 - 73
DD2.....	0.50mm (.020").....	74 - 75
DG1.....	0.50mm (.020").....	76
RA1.....	0.50mm (.020").....	77
RC1.....	0.50mm (.020").....	78
DA1.....	0.60mm (.024").....	79
DE1.....	1.27mm (.050").....	80
TX20A.....	1.27mm (.050").....	81
DV2.....	1.905mm (.075").....	82 - 84
CIRCULAR		
JN1.....		85 - 86
JN2.....		87 - 88
JB5.....		89

## Table of Contents

<i>Product Series</i>	<i>Contact Spacing</i>	<i>Pages</i>
 <b>INPUT/OUTPUT CONNECTOR PRODUCTS</b>		
<b>CIRCULAR</b>		
JL04V .....		90 - 91
JL05 .....		92 - 93
JB1 .....		94 - 95
SRCN .....		96 - 97
N/MS .....		98 - 99
 <b>FIBER OPTIC PRODUCTS</b>		
FO-FC .....		100
FO-EX .....		101
 <b>AUTOMOTIVE CONNECTOR PRODUCTS</b>		
<b>PCB-TO-CABLE</b>		
MX34 .....	1.1mm (.043") .....	102
MX7 .....	2.30mm (.091") .....	103
IL-AG7 .....	2.50mm (.098") .....	104
MX17 .....	2.50mm (.098") .....	105 - 106
MX23A .....	2.50mm (.098") .....	107 - 108
MX10 .....	2.50mm (.098") .....	109
MX5 .....	3.00mm (.118") .....	110
 <b>PCB-TO-CABLE/CABLE-TO-CABLE</b>		
IL-AG5 .....	2.50mm (.098") .....	111
IL-AG6 .....	2.50mm (.098") .....	112
MX9 .....	3.50mm (.138") .....	113
MX25 .....	6.7mm (2.64") .....	114
MX36 .....	2.50mm (.098") .....	115
 <b>CABLE-TO-CABLE</b>		
IL-AG9 .....	2.50mm (.098") .....	116 - 118
MX19 .....	2.50mm (.098") .....	119

- All JAE connector products shown in this catalog are lead free.
- We reserve the right to modify designs in order to improve quality, keep pace with technological advancements or meet particular requirements in production.
- Products shown in this catalog are made for the applications specified. However, if the above-mentioned products are to be used in aerospace devices, marine cable-connection devices, atomic power control systems, medical equipment for life-support systems, or any other specific application requiring extremely high reliability, please contact JAE for further information. Recommended Applications: Computers, Office Machines, Measuring Devices, Telecommunications Devices (Terminals, Mobile Devices) AV Devices, Household Applications, FA Devices, etc.
- Refer to end of catalog for alphabetical index of products.

# JL05 SERIES CONNECTORS

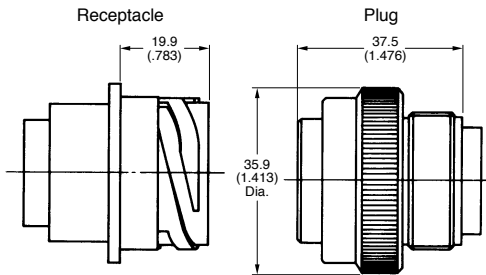
## Waterproof, Circular Connectors



### FEATURES

- Five insert guide keys for easy mating and unmating
- First-to-make/last-to-break contacts
- IP55F class waterproof structure

Connector Profile (Ref.)



The JL05 Series connectors conforms to JISB6015 specifications. JL05 is a circular, waterproof connector using IP55F structure. There is a one-touch locking mechanism for ease in mating and unmating. With first-to-make/last-to-break contacts, you are ensured a good circuit protection. Their ideal application are machining tools, servomotors, robots, and other industrial machines. The JL05 Series has two types of panel mount connectors. One option is waterproof only in the mated condition (JL05-2A/JL05-6A) and the other option is fully waterproof by itself (JL05-2L/JL05-6A).

### GENERAL SPECIFICATIONS

Rated Current (Per Contact)	Contact Size	#20 5A	#16 13A	#12 23A	#8 46A
Rated voltage		INST	A	D	
	DC.V	#16 13A	#16 13A	#16 13A	
	AC.V r.m.s.				
Dielectric Withstanding Voltage	AC.V r.m.s	1,000	2,000	2,800	
Insulation Resistance	5,000 megohms min. waterproof when mated 1,000 megohms min. single waterproof structure				
Contact Resistance	Contact Size milliohms max.	#20 15	#16 4	#12 2	#8 0.6
Operating Temperature	-55°C to +125°C				
Humidity	Relative Humidity: 85% max.				

	No. of Contacts	1 – 28	29 – Ground
Dielectric Withstanding Voltage	A.C. V r.m.s.	1,500	2,000
Rated Voltage	A.C. V r.m.s.	250	500

### MATERIALS AND FINISHES

Description	Materials/Finishes
Shell	Aluminum Zinc plating
Coupling Nut	Aluminum Olive Drab or Black
Insulator	Synthetic Resin (UL94V-0)
Front Insulator (Single Waterproof type)	Synthetic Rubber
Contact	Copper Alloy, Silver plating
O-Ring	Glass-filled Nylon (UL94V-0, Black)
Retaining Ring	Copper Alloy, Zinc plating
Stop Ring	Stainless Steel
Wave Spring	Stainless Steel
Earth Lug	Copper Alloy, Silver plating

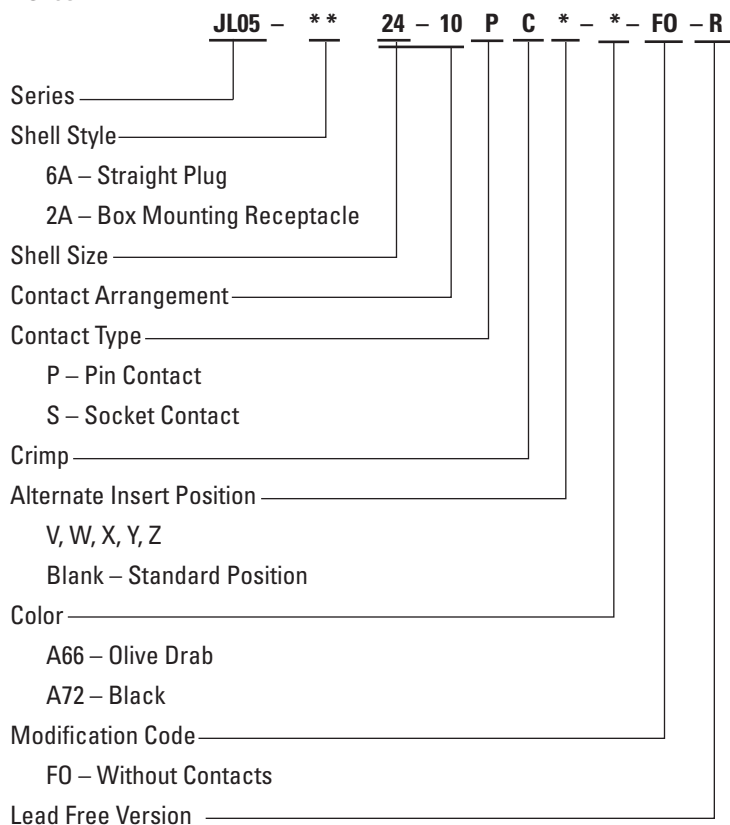
Dimensions and specifications subject to change without notice.

# JL05 SERIES CONNECTORS

## Waterproof, Circular Connectors

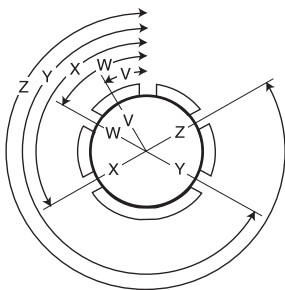
### ORDERING INFORMATION

#### • JL05-A



### ALTERNATE INSERT POSITIONS (POLARIZATION)

The position of the guide key of the shell changed by a certain angle in relation to the standard insert position is indicated by the symbols V, W, X, Y and Z. Use this table for reference when instructing since the changeable angle will differ depending on the contact arrangement. This diagram shows the contact pin arrangement as viewed from the pin side coupling.



No. of Contacts	Polarization					
	Arrangements	V°	W°	X°	Y°	Z°
4	22-22	45	–	160	–	300
5	18-11	35	–	170	265	–
7	20-15	30	80	–	–	280
	24-10	30	80	–	–	280
8	22-23	25	85	–	–	–0325
9	24-11	–	35	110	190	290
10	18-1	–	70	145	260	280
17	18-19A	–	80	–	–	280
19	18-19A	–	80	110	250	280
	22-14	–	75	150	–	285
24	24-28	–	80	110	250	280
30	24-28	–	80	110	250	280
36	28-36B	–	80	110	250	280
37	28-21	–	80	110	250	280
58	24-52A	–	80	110	250	280
73	28-73A	–	80	110	250	280

Dimensions in mm (inches).

Technology to Inspire Innovation

# JAE

***“Building Technologies  
to Connect Your World”***



## **Japan Aviation Electronics Industry, Limited**

1-19, Aobadai 3-chome, Meguro-ku  
Tokyo 153-8539, Japan  
Telephone: 03-3780-2736  
Fax: 03-3780-2883

## **JAE Electronics, Inc.**

142 Technology Drive, Suite 100  
Irvine, California 92618-2430, U.S.A.  
Telephone: 949-753-2600  
Fax: 949-753-2699  
800-523-7278 Toll free in the U.S.A.

## **JAE Europe**

Coliseum Business Centre  
Riverside Way, Camberley  
Surrey, GU15 3YL, England  
Telephone: 44-1276-404000  
Fax: 44-1276-404010

## **JAE Taiwan, Ltd.**

4F-1, No. 88, Chung Hsiao E. Rd.  
Sec. 2, Taipei, Taiwan, R.O.C.  
Telephone: 886-2-2396-7676  
Fax: 886-2-2392-5929

## **JAE Hong Kong, Ltd.**

Suites 1407-11, 14/F, Tower 2, The Gateway,  
25 Canton Road, Tsimshatsui, Kowloon, Hong Kong  
Telephone: 852-2723-7782  
Fax: 852-2723-9028

## **JAE Korea, Inc.**

1602, Korea City Air Tower  
159-9 Samsung-Dong, Kangnam-ku  
Seoul, 135-973, Korea  
Telephone: 82-2-551-8959  
Fax: 82-2-551-8958

## **JAE Philippines, Inc.**

PEZA Zone, Gateway Business Park, Javalera  
General Trias, 4107 Cavite, Philippines  
Telephone: 63-46-433-0285  
Fax: 63-46-433-0287

## **JAE Singapore Pte., Ltd.**

33 Tannery Lane, #02-01 Hoesteel  
Industrial Building  
Singapore 347789  
Telephone: 65-6748-1332  
Fax: 65-6748-2920

## **JAE Shanghai Co., Ltd.**

RM 1407, Shanghai Mart 2299 Yanan Rd.  
West Shanghai 200336 P.R.C.  
Telephone: 86-21-6236-0322  
Fax: 86-21-6236-1292