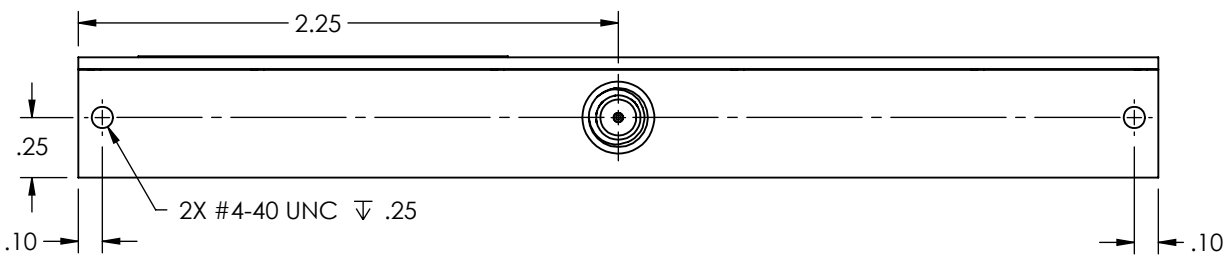
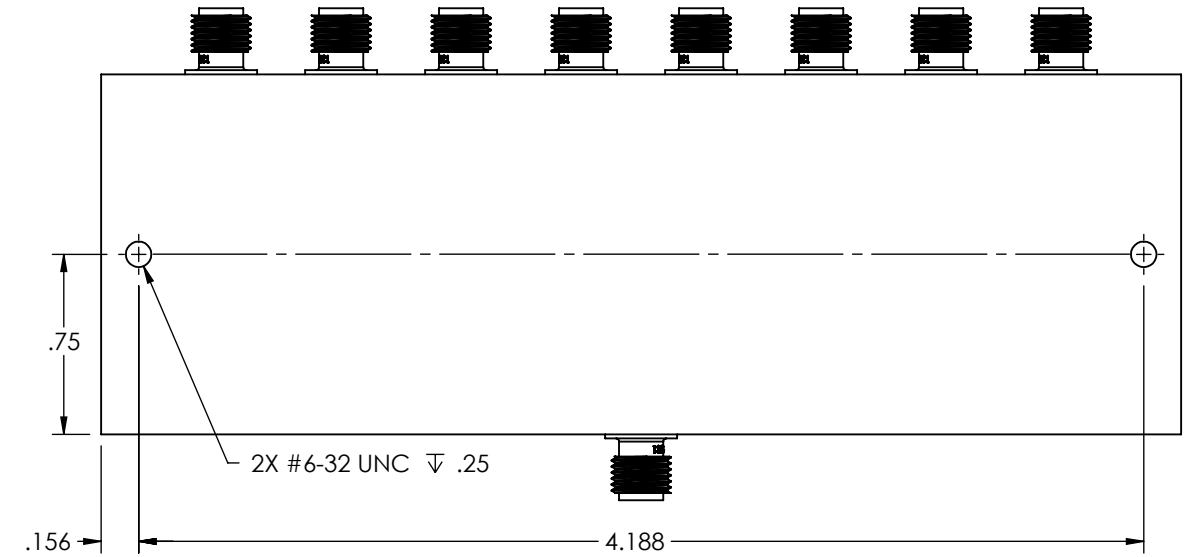
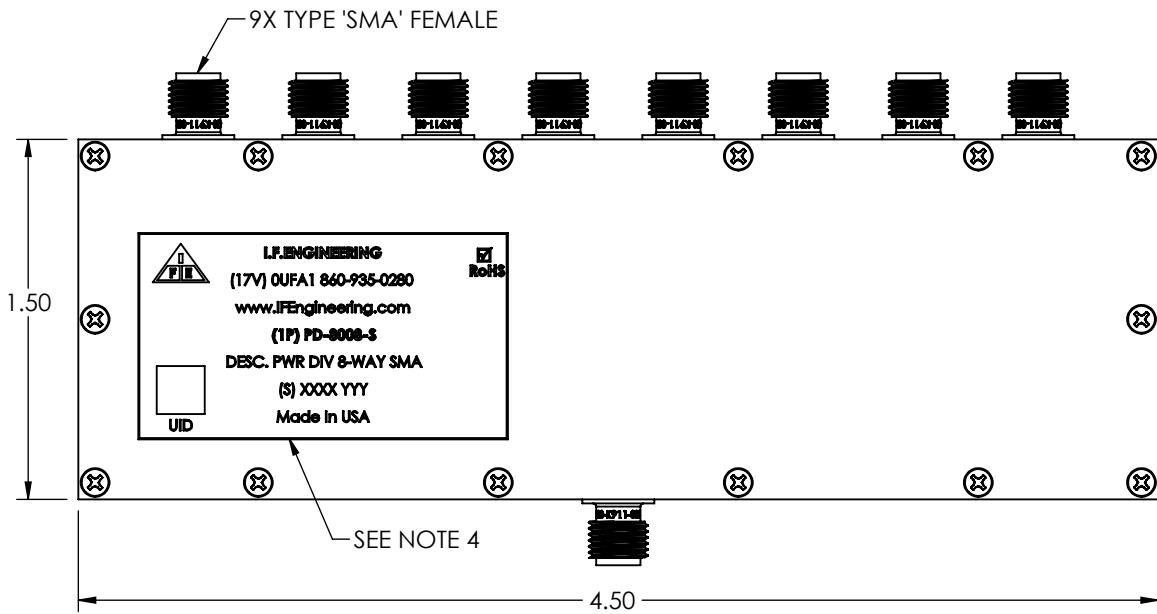
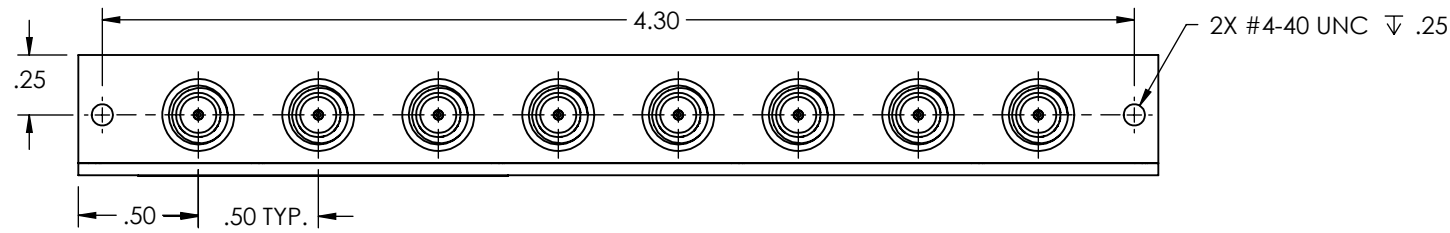


THIS DOCUMENT CONTAINS PROPRIETARY INFORMATION. ANY REPRODUCTION, DISCLOSURE, OR USE OF ITS CONTENTS IS EXPRESSLY PROHIBITED EXCEPT AS AUTHORIZED BY I.F. Engineering Corp


REVISIONS

REV.	DESCRIPTION	DATE	APPROVED
A	CORRECT DWG #	7/31/02	LCF
B	CORRECT LOSS	10/02	LCF
C	NEW DESIGN	2/26/03	CJC
D	ADD SMA NOTE	4-23-04	CL
E	REDRAWN/UPDATED FORMAT; MATERIAL & FINISH (RoHS) ADDED	10/29/07	MJD
F	.25 DEEP WAS .250 DEEP; 'RoHS COMPLIANT' LOGO ADDED	1/29/08	MJD
G	TEMP. RANGE CHANGED	2/25/08	MJD
H	CHANGED PER ECN 1215002	4/12/12	MJD
J	CHANGED PER ECO#2150002	12/14/2021	DR

ELECTRICAL SPECIFICATION EIGHT WAY POWER DIVIDER	
FREQUENCY RANGE (MHZ)	20-3000
ISOLATION (dB) MIN.	18
INSERTION LOSS (dB) MAX.	3.5
AMPLITUDE BAL. (dB) MAX.	±0.3
PHASE BAL. (°) MAX.	±5.0
VSWR MAX	
IN	1.6:1
OUT	1.5:1
IMPEDANCE (OHMS) NOM.	50
TEMPERATURE RANGE (°C)	0 TO +50



- NOTES:
1. MATERIAL: CHASSIS & COVER ALUMINUM.
 2. FINISH: CLEAR CHROMATE
 3. SPECIFICATION SUBJECT TO CHANGE WITHOUT NOTICE.
 4. PLACE LABEL AS SHOWN - NO EXCEPTIONS ALLOWED.



DRAWN	DATE	UNLESS OTHERWISE SPECIFIED DIMENSIONS MEASURED IN INCHES DRAWING PRACTICES PER ASME Y14.5
LCF	3/7/02	
ENG APPD	DATE	TOLERANCES ANGLES ±1/2°
MFG APPD	DATE	.XX ±.01 .XXX ±.005
QA APPD	DATE	SURFACE ROUGHNESS 63 ✓ REMOVE BURRS SHARP EDGES
RELEASED	DATE	MATERIAL: SEE NOTE 1
		FINISH: SEE NOTE 2

I.F. ENGINEERING
3 FOSHAY ROAD, DUDLEY MA 01571

TITLE:
**OUTLINE DRAWING
PD-8008-S**

SIZE	CODE IDENT NO.	DRAWING NO.	REV.
B	OUFA1	008-077-181	J

SCALE: 1.25:1 SHEET: 1 of 1