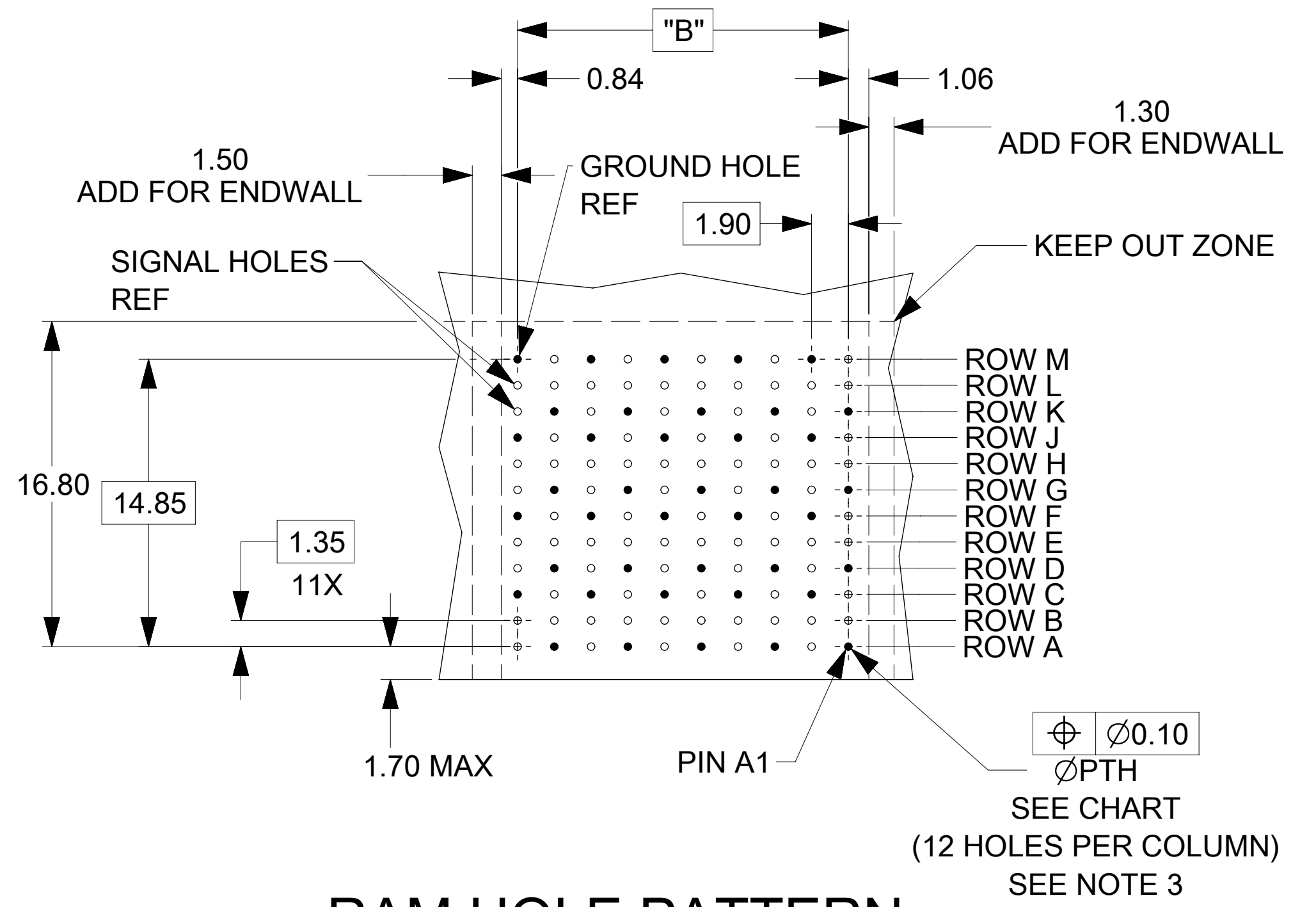
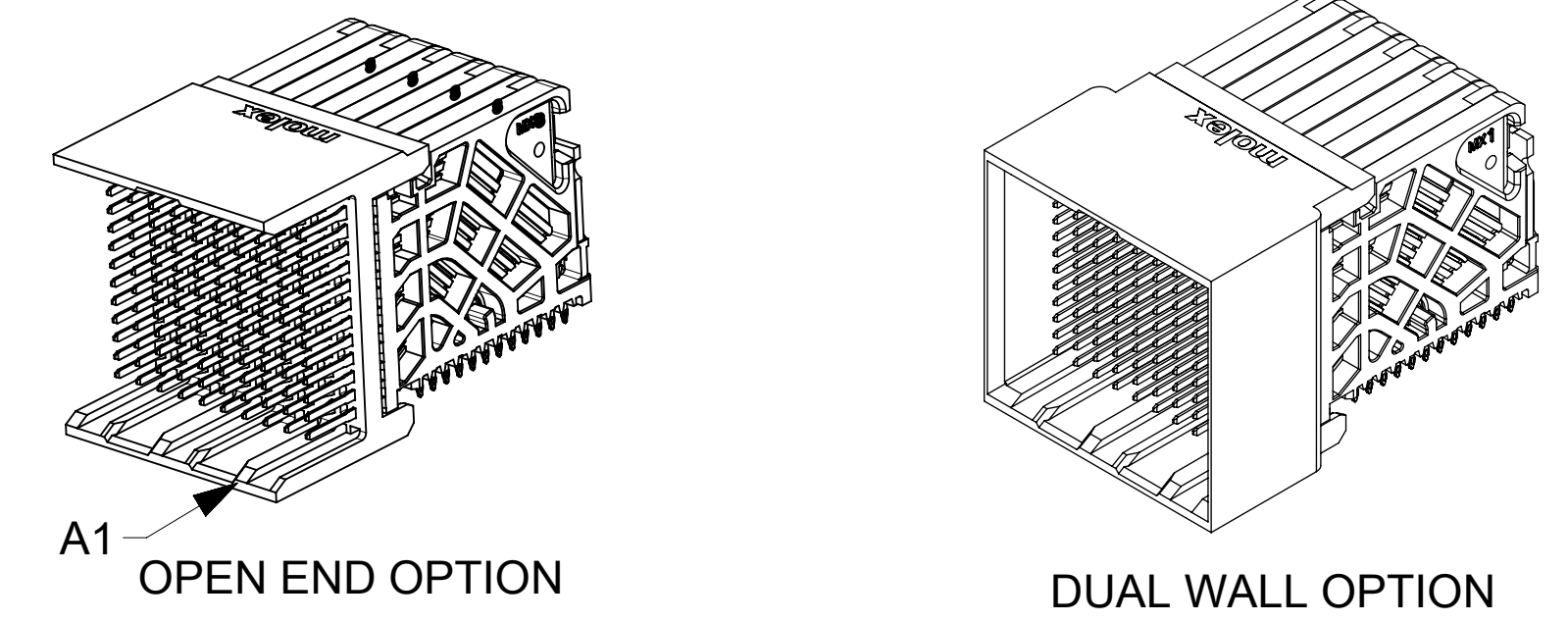
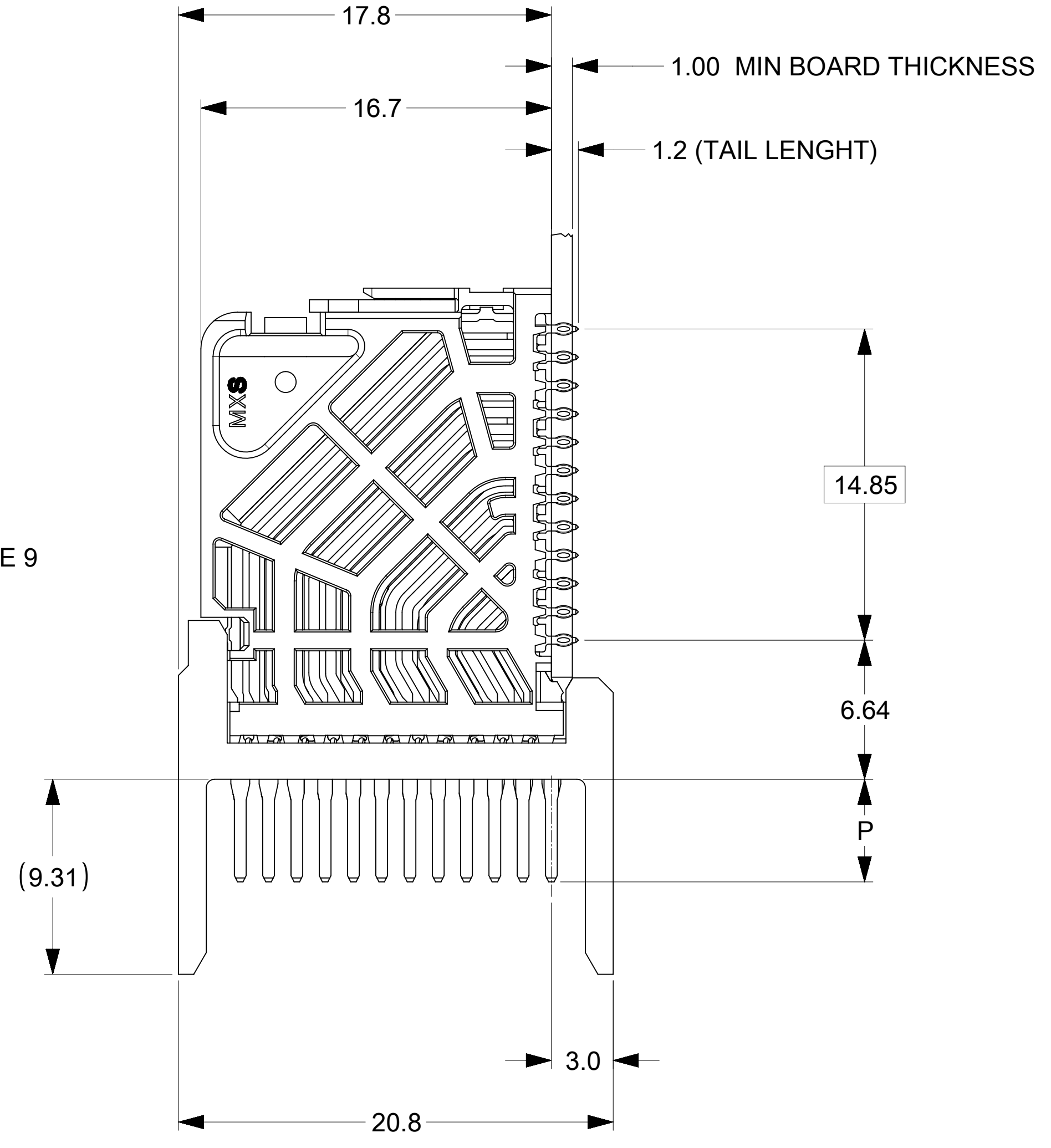
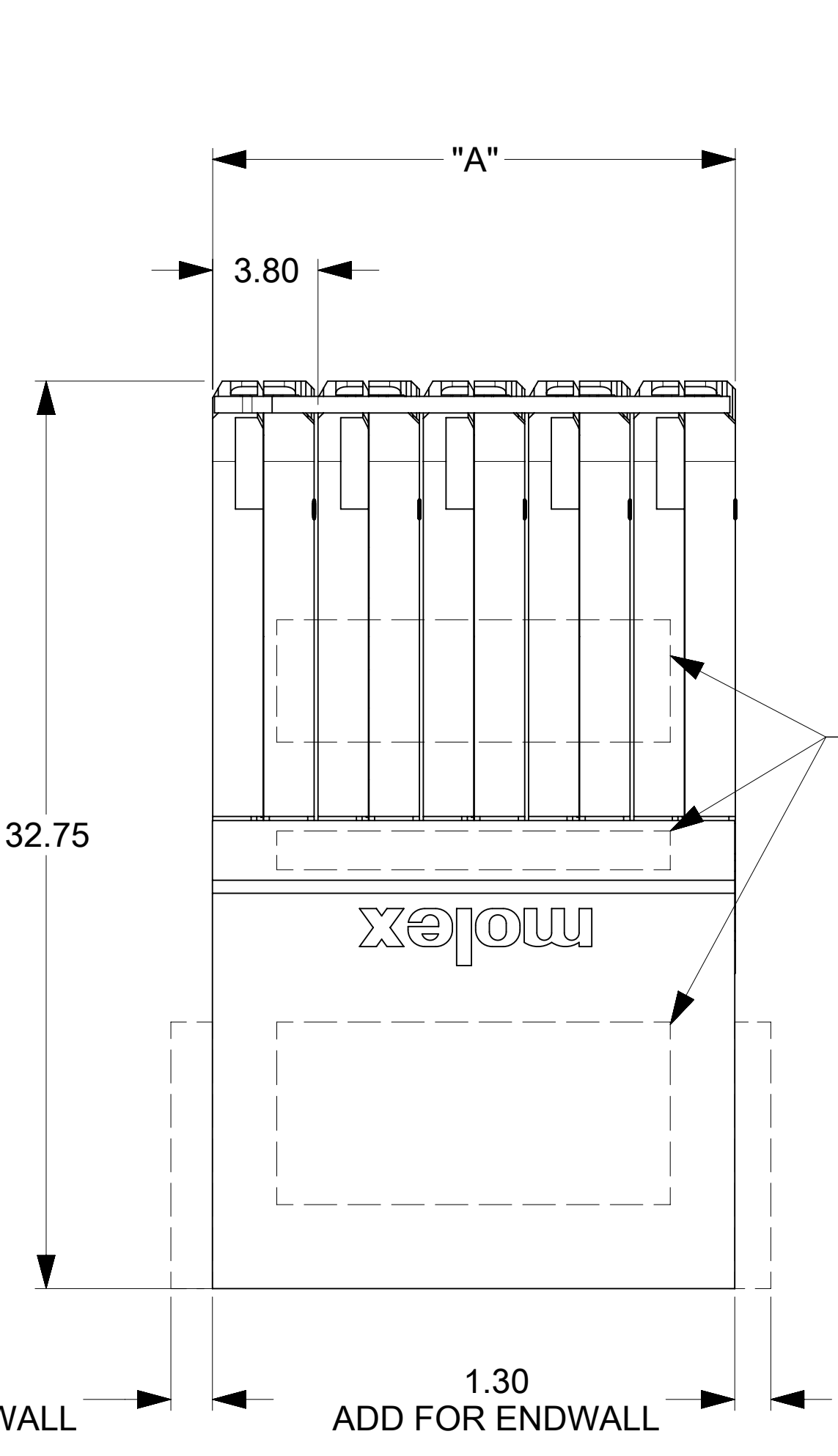


MATERIAL NUMBER	# OF COLUMNS	# OF DIFF PAIR	DIM "A" MAX	DIM "B"	PTH ϕ
76500-*8**	8	32	15.20	13.30	0.46±0.05
76500-*1**	10	40	19.00	17.10	0.46±0.05
76500-*6**	16	64	30.40	28.50	0.46±0.05
76500-*8**	8	32	15.20	13.30	0.39±0.05
76500-*1**	10	40	19.00	17.10	0.39±0.05
76500-*6**	16	64	30.40	28.50	0.39±0.05

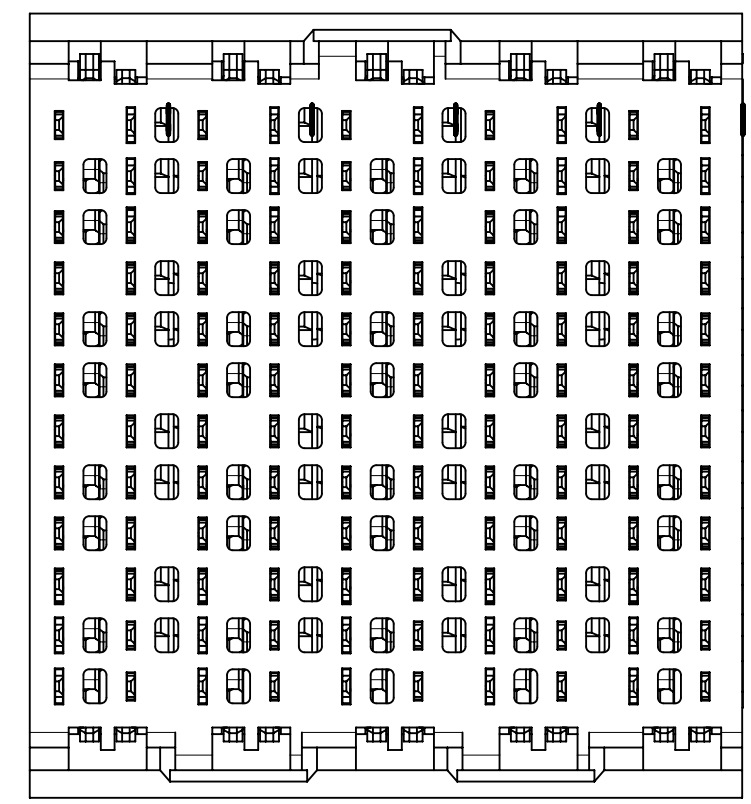
76500-****

- MODULE TYPE**
1 = UNGUIDED, LEAD-FREE
- # OF COLUMNS**
1 = 10 COLUMNS
6 = 16 COLUMNS
8 = 8 COLUMNS
- PIN LENGTH (P)**
4 = 4.90 (0.46 PTH)
5 = 5.50 (0.46 PTH)
7 = 4.90 (0.39 PTH)
8 = 5.50 (0.39 PTH)
- END WALL OPTIONS**
0 = OPEN ENDS
1 = LEFT ENDWALL
2 = DUAL ENDWALL
3 = RIGHT ENDWALL

- NOTES:
- MATERIALS: HOUSING - LIQUID CRYSTAL POLYMER (LCP), GLASS-FILLED, UL94V-0
TERMINALS - HIGH PERFORMANCE COPPER ALLOY
 - FINISH: 30 μ IN SELECTIVE GOLD IN CONTACT AREA, SELECTIVE TIN ON PCB TAILS, NICKEL OVERALL.
 - REFER TO MOLEX PRODUCT SPECIFICATION PS-76060-999 FOR PERFORMANCE SPECIFICATIONS AND ADDITIONAL PCB INFORMATION.
 - EACH SIGNAL WAFER CONTAINS 2 COLUMNS OF TERMINALS.
 - PRODUCT IS PACKAGED PER PK-70873-041.
 - THIS PART CONFORMS TO CLASS B REQUIREMENTS OF COSMETIC SPEC PS-45499-002.
 - REFER TO MOLEX SALES DRAWING SD-76160-001 FOR THE MATING RECEPTACLES.
 - REFER TO MOLEX PCB ROUTING GUIDE AS-76060-990 FOR ANTIPAD AND ROUTING RECOMMENDATIONS.
 - MARKING: LOCATED APPROXIMATELY AS SHOWN. PART NUMBER AND DATE CODE.

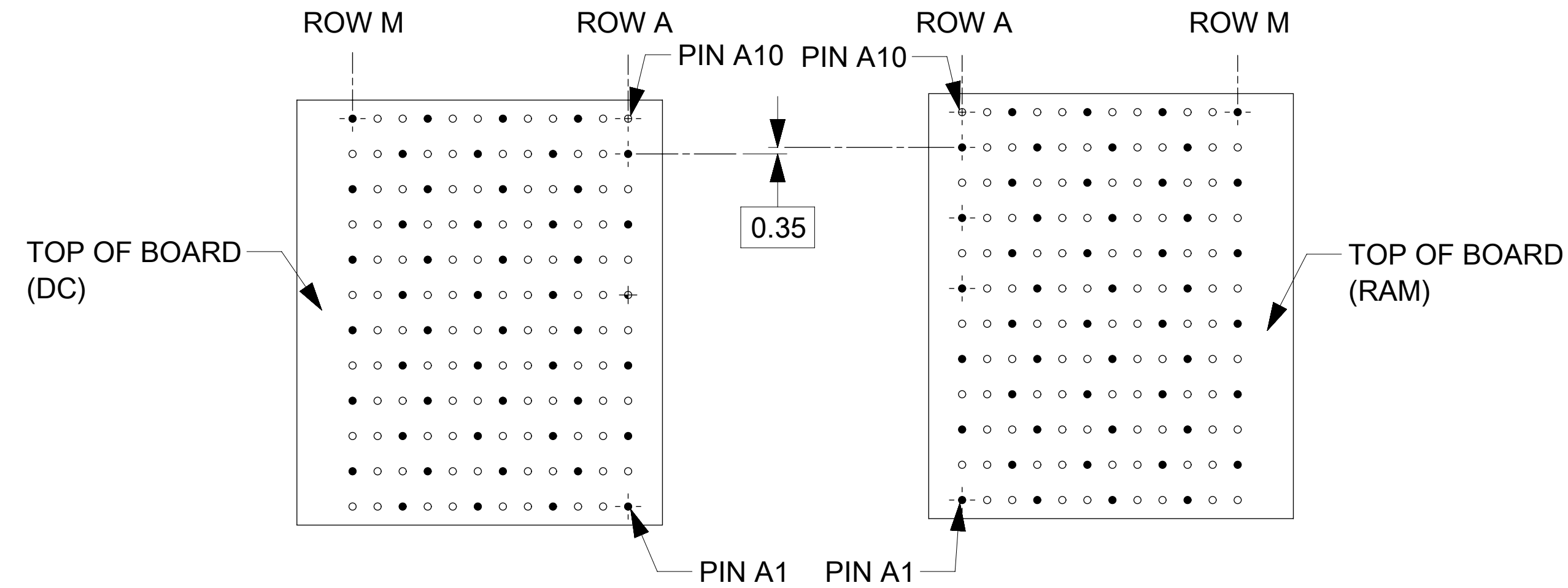
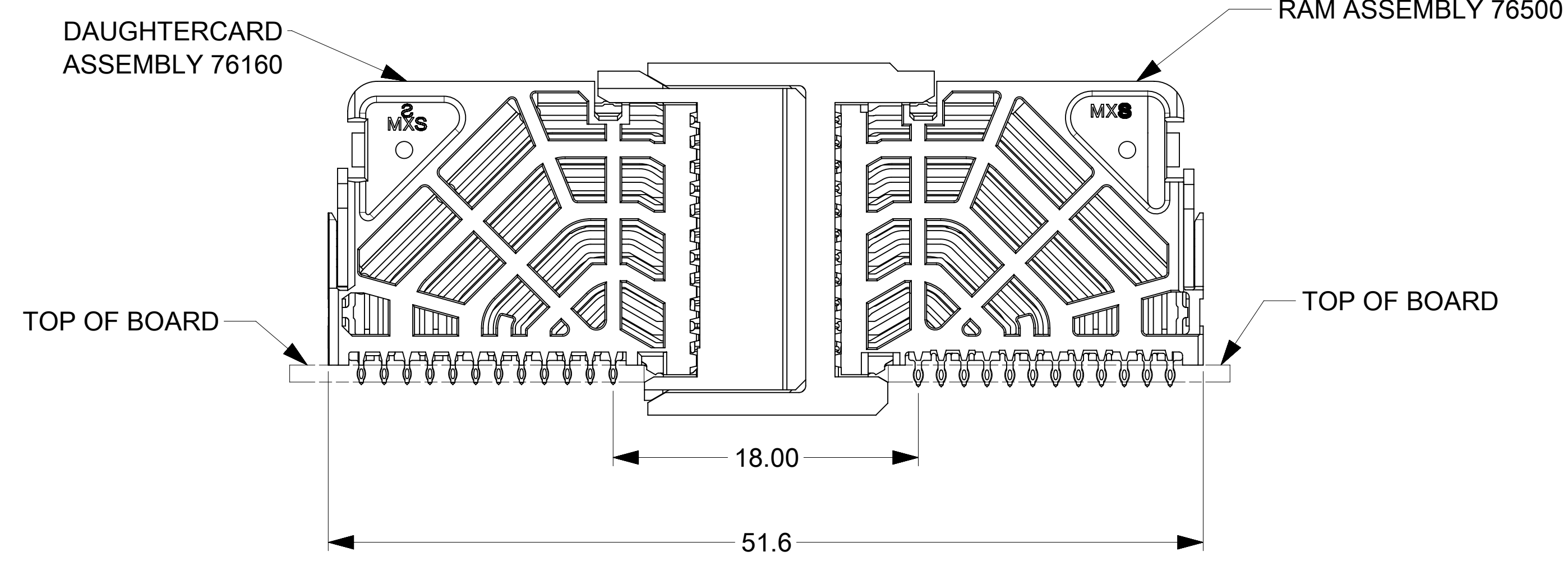


RAM HOLE PATTERN (CONNECTOR SIDE)

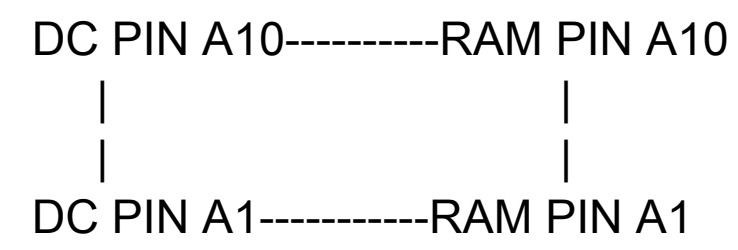


THIS DRAWING CONTAINS INFORMATION THAT IS PROPRIETARY TO MOLEX ELECTRONIC TECHNOLOGIES, LLC AND SHOULD NOT BE USED WITHOUT WRITTEN PERMISSION											
DIMENSION UNITS: mm		SCALE: NTS		CURRENT REV DESC: REMASTERED TO NX						molex	
GENERAL TOLERANCES (UNLESS SPECIFIED)				EC NO: 705090							
ANGULAR TOL \pm 0.5°				4 PLACES \pm		DRWN: DYARAS		2021/12/07		IMPACT 4 PAIR RAM	
3 PLACES \pm				3 PLACES \pm		CHK'D: YOGEEB		2022/02/09		UNGUIDED SIGNAL MODULE SALES DRAWING	
2 PLACES \pm 0.13				2 PLACES \pm 0.13		APPR: LZENG		2022/05/13		PRODUCT CUSTOMER DRAWING	
1 PLACE \pm 0.25				1 PLACE \pm 0.25		INITIAL REVISION:		DOCUMENT NUMBER		DOC TYPE DOC PART REVISION	
0 PLACES \pm				0 PLACES \pm		DRWN: JQUILES		2009/01/12		SD-76500-001	
DRAFT WHERE APPLICABLE MUST REMAIN WITHIN DIMENSIONS				THIRD ANGLE PROJECTION		APPR: JLAURX		2009/01/13		PSD 001 D4	
DRAWING: D-SIZE		SERIES: 76500		MATERIAL NUMBER: SEE TABLE		CUSTOMER: GENERAL MARKET		SHEET NUMBER: 1 OF 2			

COPLANAR APPLICATION



COPLANAR MATED SIGNAL PATHS



THIS DRAWING CONTAINS INFORMATION THAT IS PROPRIETARY TO MOLEX ELECTRONIC TECHNOLOGIES, LLC AND SHOULD NOT BE USED WITHOUT WRITTEN PERMISSION										
DIMENSION UNITS	SCALE	CURRENT REV DESC: REMASTERED TO NX								
mm	NTS	<div style="text-align: center;">molex</div> <p>IMPACT 4 PAIR RAM UNGUIDED SIGNAL MODULE SALES DRAWING</p> <p>PRODUCT CUSTOMER DRAWING</p>								
GENERAL TOLERANCES (UNLESS SPECIFIED)										
ANGULAR TOL	± 0.5°									
4 PLACES	±									
3 PLACES	±									
2 PLACES	± 0.13									
1 PLACE	± 0.25	EC NO: 705090	2021/12/07		DOCUMENT NUMBER			DOC TYPE	DOC PART	REVISION
0 PLACES	±	DRWN: DYARAS	2022/02/09		SD-76500-001			PSD	001	D4
DRAFT WHERE APPLICABLE MUST REMAIN WITHIN DIMENSIONS		APPR: LZENG	2022/05/13		INITIAL REVISION:			CUSTOMER		
		DRWN: JQUILES	2009/01/12		SEE TABLE			GENERAL MARKET		
		APPR: JLAURX	2009/01/13		D-SIZE			SHEET NUMBER		
		THIRD ANGLE PROJECTION	DRAWING		76500			2 OF 2		