



161 Alden Road, Units 7 & 8, Markham, Ontario Canada L3R 3W7  
 Tel: +1 416 754-3322 Fax: +1 416-754-3299  
 Email: info@edac.net http://www.edac.net

**ENGINEERING CHANGE NOTICE**

<b>Originator:</b>	Harsh Patel	<b>Date:</b>	November 4, 2021	<b>Document Number</b>	ECN20211104-00
<b>Phone No.</b>	(416) 754-3322	<b>Revision Number</b>	1	<b>SHEET</b>	1 of 3
<b>Email Address:</b>	Hpatel@edac.net				
<b>Department</b>	ENGINEERING				

**CHANGE TYPE**

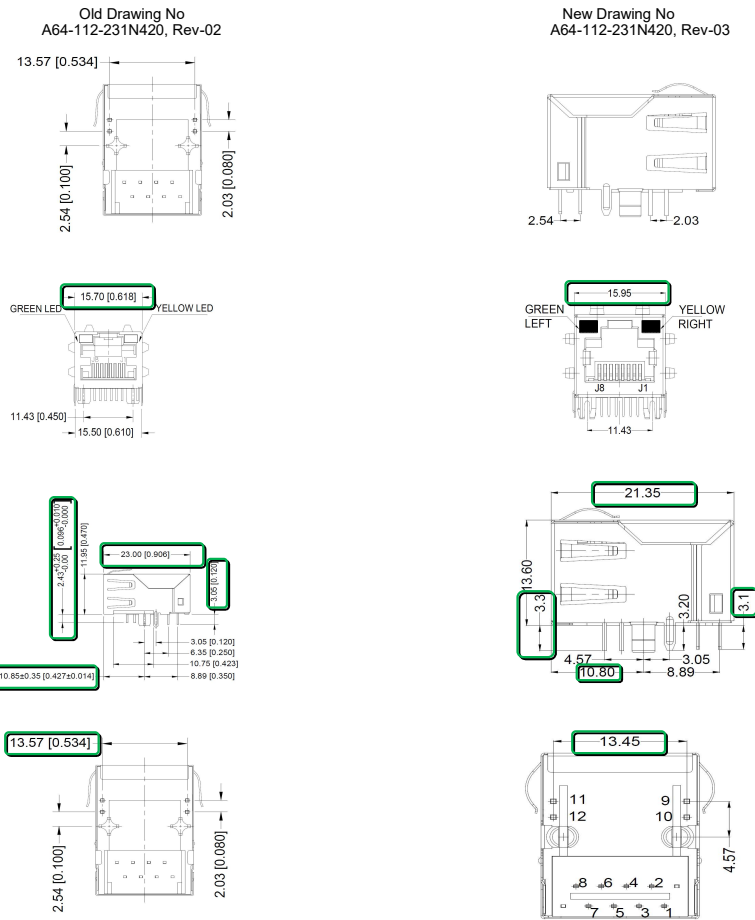
- CLASS I** Customer notification and approval required prior to implementation
- CLASS II** Customer notification only, no approval required
- CLASS III** No customer notification required

**REASON OF CHANGE**

Tooling changed for P/N:A64-112-231N420 because old tooling had worn out.

**DESCRIPTION OF CHANGE:**

1. Aesthetic changes and changes in some dimensions as shown below.



3. Effective implementation to distribution is on Nov 04, 2021

Note:- There is no any change in form, fit and function.

**PARTIES AFFECTED**

- Customer
- Distributors
- Suppliers
- NORCOMP
- MH
- ETW
- ECA
- EDG
- EDAC UK

**KEY TARGET DUE DATES IF CHANGE IS APPROVED TO PROCEED** (check if applicable and show target dates as known)

- Submit Quote \_\_\_\_\_
- Prod. Trial Run \_\_\_\_\_
- Run at Rate \_\_\_\_\_
- PPAP from Supplier \_\_\_\_\_
- MRD of Production Parts \_\_\_\_\_

**ACKNOWLEDGEMENT FOR ECN INITIATION: (OPTIONALS)**

<input type="checkbox"/> Tooling Rep _____	<input type="checkbox"/> Process Eng Rep _____
<input type="checkbox"/> Mfg Eng Rep _____	<input type="checkbox"/> Facilities Rep _____
<input type="checkbox"/> Production Rep _____	<input type="checkbox"/> Sales Rep. _____
<input type="checkbox"/> Materials Rep _____	<input type="checkbox"/> Product Eng. Rep. _____
<input type="checkbox"/> Quality Rep _____	<input type="checkbox"/> Purchasing Rep _____

STATUS	
APPROVED	<input type="checkbox"/>
CCS CHANGE REQUEST #	
REJECTED	<input type="checkbox"/>
Change REJECTED by:	
Rejected Date:	

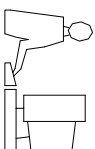
**APPROVALS FOR ECN INITIATION (REQUIRED)**

<input checked="" type="checkbox"/> <b>President</b>	<input checked="" type="checkbox"/> <b>Engineering Manager</b>	Ronnie Sta. Monica
<input checked="" type="checkbox"/> <b>Vice President</b> Bob Sakitkovski	<input checked="" type="checkbox"/> <b>Mechanical Engineer</b>	Harsh Patel

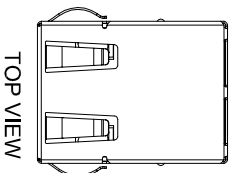
MINIMUM OF TWO SIGNATURES REQUIRED

TOLERANCE UNLESS OTHERWISE SPECIFIED IN MM:  
 0 ± 0.35  
 0.0 ± 0.30  
 0.00 ± 0.25  
 0.000 ± 0.10

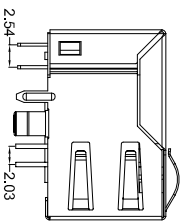
THIS IS A C.A.D. GENERATED DRAWING  
 DO NOT MAKE MANUAL REVISIONS TO MASTER.



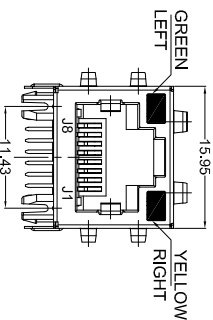
ISSUE NUMBER	ORIGINAL
①	
②	DIM 2.43 WAS 3.33 ADD PANEL & KEEP OUT VIEW N.B. JUN.28/2021
③	DRAWING UPDATE S.M. Nov 02, 2021



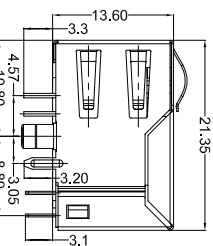
TOP VIEW



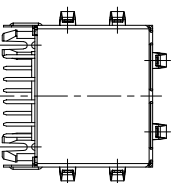
LEFT SIDE VIEW



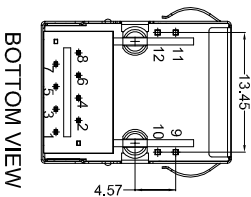
FRONT VIEW



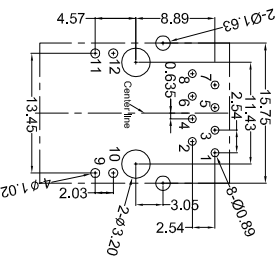
RIGHT SIDE VIEW



BACK VIEW



BOTTOM VIEW



RECOMMENDED PCB LAYOUT  
 VIEWED FROM COMPONENT SIDE

PART NO	GOLD PLATING THICKNESS
A64-112-231N420	GOLD FLASH PLATING
A64-113-231N420	15 MICRO INCHES OF GOLD
A64-114-231N420	30 MICRO INCHES OF GOLD

## RJ45 MAGNETIC JACK WITH LED, 8P, 8C SHIELDED/10/100 Mbps FILTER

ACAD REFERENCE NO.: A64-112-231N420

DRAWN: R.STA.MONICA DATE: APR.15/2015

CHECKED: R.S.M. DATE: NOV.03/2021

PART NUMBER

SEE NOTE SHEET 1 OF 2

DRAWING NUMBER ISSUE

A64-112-231N420 3



THIS SERIES FULLY CONFORMS TO THE  
 EUROPEAN UNION DIRECTIVES  
 2011/65/EU FOR ROHS COMPLIANCY.



EDAC INC  
 TORONTO, ONTARIO  
 CANADA

YOUR CONNECTION TO QUALITY & SERVICE

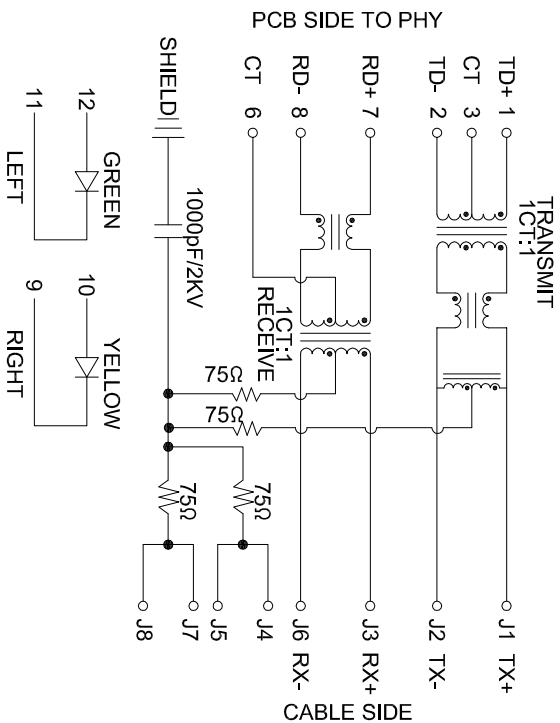
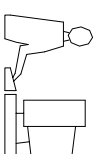
THESE DRAWINGS AND SPECIFICATIONS  
 ARE THE PROPERTY OF EDAC INC. AND  
 SHALL NOT BE REPRODUCED OR COPIED  
 OR USED AS THE BASIS FOR THE  
 MANUFACTURE OR SALE OF APPARATUS  
 WITHOUT WRITTEN PERMISSION.

**MATERIAL:**

HOUSING : PA9T UL94V-0, BLACK  
 TERMINALS BRACKET: PBT UL94V-0, BLACK.  
 SHIELD: C2680, T=0.20MM, NICKEL PLATING ON ALL AREA.  
 TERMINAL: PHOSPHOR BRONZE C5210, T=0.35MM,  
 GOLD PLATING ON CONTACT AREA (SEE TABLE).

**MECHANICAL:**

DURABILITY : 750 CYCLES MIN.  
 MATING FORCE : 23N MAX.  
 OPERATING TEMPERATURE: 0°C~+70°C.  
 STORAGE TEMPERATURE: -40°C~+85°C.



**Electrical:**

1. Turn ratio: 1~2:J1~J2=1CT:1CT(±2%),  
7~8:J3~J6=1CT:1CT(±2%).
2. OCL: 350uH Min. at 100KHz 100mV 8mA DC.
3. Insertion Loss: -1.0 dB Max 1~100MHz.
4. Return loss: -20dB Min 1~10MHz;  
-16dB Min 10~30MHz;  
-12dB Min 30~60MHz;  
-10dB Min 60~80MHz.
5. Cross talk: -40dB Min 1~30MHz;  
-35dB Min 30~60MHz;  
-30dB Min 60~100MHz;
6. CMR: -30dB Min 1~100MHz;
7. HI-Pot: 1500V AC & 2250V DC  
6S 1mA PRI TO SEC

LED SPECIFICATIONS (WITH FORWARD CURRENT OF 20 mA)			
STANDARD LED	WAVELENGTH	FORWARD (A)	FORWARD (V)
GREEN	568nm	20mA	1.85-2.45V
YELLOW	585 nm	20mA	1.7-2.2V

**RJ45 MAGNETIC JACK WITH LED, 8P, 8C  
SHIELDED/10/100 Mbps FILTER**

ACAD REFERENCE NO.: A64-112-231N420

DRAWN: R.STA.MONICA      DATE: APR.15/2015

CHECKED: R.S.M.      DATE: NOV.03/2021

**SEE NOTE**

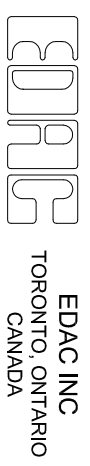
DRAWING NUMBER      ISSUE

**A64-112-231N420**

3



THIS SERIES FULLY CONFORMS TO THE  
EUROPEAN UNION DIRECTIVES  
2011/65/EU FOR ROHS COMPLIANCY.



YOUR CONNECTION TO QUALITY & SERVICE

THESE DRAWINGS AND SPECIFICATIONS  
ARE THE PROPERTY OF EDAC INC. AND  
SHALL NOT BE REPRODUCED OR COPIED  
OR USED AS THE BASIS FOR THE  
MANUFACTURE OR SALE OF APPARATUS  
WITHOUT WRITTEN PERMISSION.