



CABLE 305 RF: RF CABLE ASSEMBLY, SMA R/A PLUG + SMA STRAIGHT BULKHEAD JACK WITH O-RING RATED TO IP67/68 + MULTIPLE CABLE SIZES

SPECIFICATIONS :

1. SMA RIGHT ANGLE PLUG, P/N FOR RG178 CABLE: RFCT-SMA025-M78, P/N FOR ϕ 1.37MM CABLE: RFCT-SMA044-M37. P/N FOR ϕ 1.13MM LL CABLE: RFCT-SMA070-M13.
2. COAXIAL CABLE, SEE P/N FOR DETAIL.
3. SMA STRAIGHT BULKHEAD JACK WITH O-RING RATED TO IP67/68, P/N: RFCT-SMA002-F78.

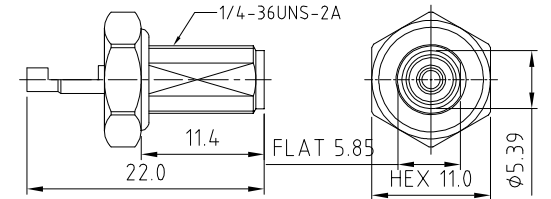
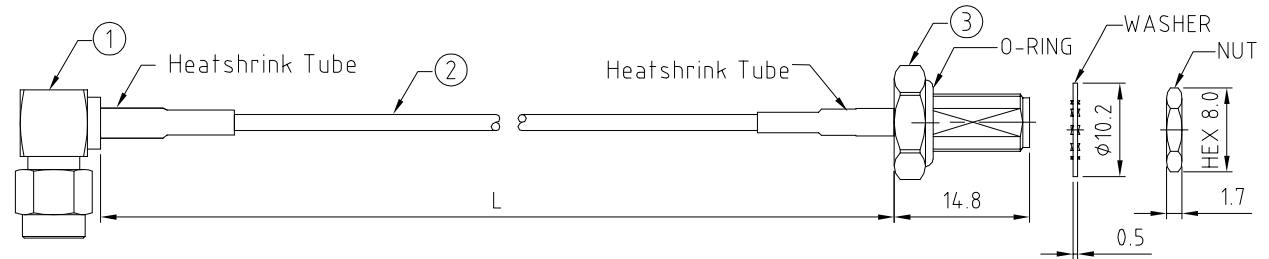
USAGE PRECAUTIONS: CABLES USING 'MICRO' COAX ARE DELICATE:
 (i) HANDLE WITH CARE.
 (ii) DO NOT TWIST; APPLY EXCESSIVE FORCES OR SHARP BENDS TO THE CABLE. DO NOT FORCEFULLY DEFORM WIRES.
 (iii) CONSULT CONNECTOR MANUFACTURER'S DATASHEETS FOR DETAILED NOTES ON HANDLING INSTRUCTIONS.

ENVIRONMENTAL:

- A. BULKHEAD MOUNTED CONNECTOR (RFCT-SMA002-F78) TESTED TO THE FOLLOWING SPECIFICATION:
- i. IP6X - DUST TIGHT - NO PARTICLE INGRESS.
 - ii. IPX7 WATERPROOF FOR 30 MINUTES UP TO 1 METER UNDERWATER.
 - iii. IPX8 WATERPROOF FOR 48 HOURS AT 1 METER UNDERWATER.
 - iv. IPX8 WATERPROOF FOR 12 HOURS AT 5 METERS UNDERWATER.
 - v. PRESSURE TEST - 1 BAR FOR 10 SECONDS.

NOTES:

1. THE ORIENTATION OF CONNECTORS ON DRAWING IS FOR REFERENCE ONLY, IF THE ORDER IS LEFT BLANK THE CONNECTOR WILL NOT HAVE FIXED ORIENTATION.
2. FIXED ORIENTATION IS SUGGESTED FOR CABLE LENGTH 50MM TO 100MM. PLEASE SPECIFY THE FIXED ORIENTATIONS FROM THE ORDER CODE (F1, F2, ETC)
3. CONTACT GRAD CONN IF THE ORIENTATION YOU REQUIRE IS NOT SHOWN.
4. WORKING FREQUENCY RANGE: DC-3GHz.
5. OPERATING TEMPERATURE: -40°C ~ +125°C.
6. IMPEDANCE: 50 OHM.



HOW TO ORDER
 CABLE 305 RF - XXXX - XX - X - X

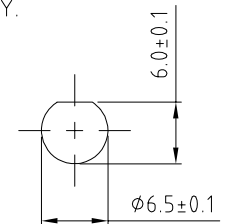
"L" LENGTH IN MM:
 eg: 100MM = 0100
 (MIN. 0050-MAX.2000)
 STANDARD = 0100, 0150, 0200)
 Tolerance: <50mm: \pm 2mm.
 51-200mm: \pm 5mm.
 201-500mm: \pm 7mm.
 >501mm: \pm 10mm.

CABLE SIZE OPTIONS:
 1 = RG178 CABLE, COLOR: BROWN.
 2 = ϕ 1.37MM CABLE, COLOR: BLACK.
 3 = ϕ 1.13MM LOW LOSS CABLE, COLOR: GRAY.

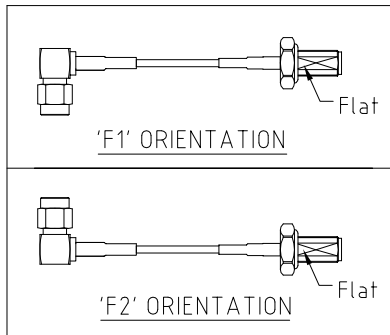
WASHER AND NUT OPTIONS:
 BLANK = SEPARATELY PACKED (STANDARD)
 A = ALL ASSEMBLED WITH CONNECTOR

ORIENTATION OPTIONS:
 BLANK = DOES NOT HAVE A FIXED ORIENTATION
 F1 = SMA PLUG CONNECTION DOWN (L=50-200MM)
 F2 = SMA PLUG CONNECTION UP (L=50-200MM)
 (SEE NOTES 1, 2, 3 AND DIAGRAMS FOR MORE INFORMATION)

SMA JACK DETAIL DRAWING



RECOMMENDED SMA MOUNTING HOLE



10	02/04/18	- NYW RELEASE
11	11/05/18	- NYW ADD CABLE OPTION 2.
12	31/07/19	- NYW ADD NOTES 5 & 6.
13	15/07/20	- NYW ADD OPTION 3.
14	31/07/20	- NYW AMEND OPERATING TEMP.

Scale: NTS	THIRD ANGLE	Unstated: .X, .XX, .XXX ANGLES	Tolerances: N/A, N/A, N/A
Drawn: NYW			
App'd: XXX	Title: CABLE ASSEMBLY		
Date: 24 JUL '20	Revision: 1.4	Unit: mm	

IP67/68 Rated Cables

www.gradconn.com

Type: Cable 305 RF	
CABLE 305 RF	
Drawing Number:	
Sheet 1	of 1
Drawing © E and O E	