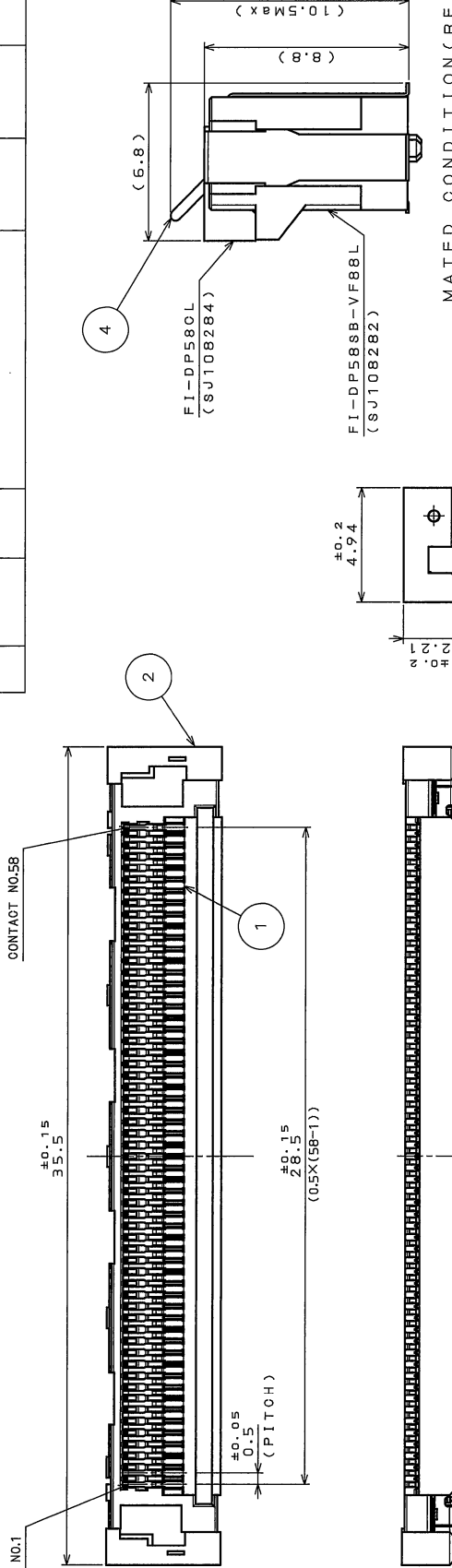
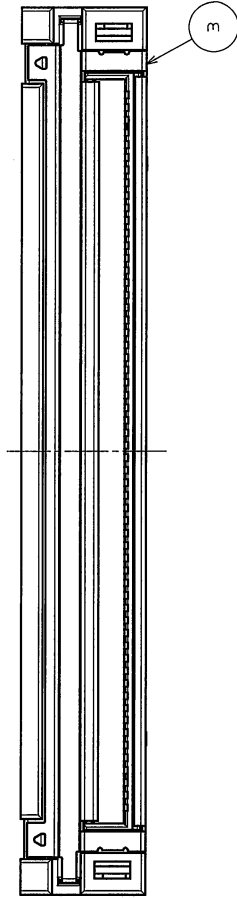
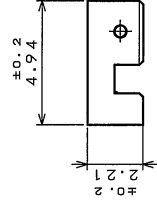


4828010S
(CON DIM.)台座型図

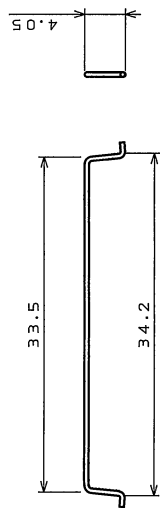
REV. REV.	年月日 DATE	DCN NO.	変更内容 DESCRIPTION	製図 DR.	担当 CHK.	査閲 APPD.	承認 APPD.



MATED CONDITION(REF.)
嵌合状態図(参考)

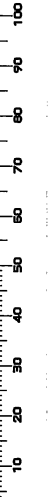


注 1. プルバーは添付品であり、ケーブル装着後に本体へ組み込まれる。
NOTE1. THE PULL BAR is an attached part and is built in after cable assembling to the main body.



PULL BAR DIMENSIONS(REF.)
プルバー寸法(参考)

4	PULL BAR	1	STAINLESS STEEL			ATTACHED PART
3	BASE SHELL	1	STAINLESS STEEL	80LD(0.03μm) OVER NICKEL		UL94V-0 COLOR:BLACK FINISH AREA: TIN OVER TIGLE
2	INSULATOR	1	HEAT RESISTING PLASTIC			REMARKS
1	CONTACT	58	COPPER ALLOY	80LD(0.03μm) OVER NICKEL		FI-DP58CL JAPAN AVIATION ELECTRONICS INDUSTRY, LTD.
符号	名称	個数	材料		仕様	
	DESCRIPTION	qty.	MATERIAL		仕様	
仕様書 No.	(SPECIFICATION)	数量(ORIGINAL DATE)			寸法(SERIES)	
	JACS-10485-	13.May.2008			5: 1	
	J AHL-10485-				名称(TITLE)	
					FI-DP58CL	
					JAPAN AVIATION ELECTRONICS INDUSTRY, LTD.	
					図面番号(DRAWING NO.)	SUJ108284
					質量(MASS)	



LEAD FREE この製品は鉛フリー製品です

JAE CONNECTOR DIV. PROPRIETARY.
COPYRIGHT (C) 2008, JAPAN AVIATION ELECTRONICS INDUSTRY, LTD.