



10 Watt Fixed Wall Plug Series



Features

- Limited Power Source (LPS)
- Class B EMI
- Level VI Compliant
- Class II Double Insulated
- High Efficiency
- Low Cost

Applications

- Wireless Communications
- Peripherals
- Portable Equipment
- PDA

Safety Approvals

- UL/cUL 60950-1

Mechanical Characteristics

- Length: 71.7mm (2.82in)
- Width: 45mm (1.77in)
- Height: 31.5mm (1.24in)
- Weight: 68g (2.4oz)

Output Specifications

Model	DC Output Voltage	Load		Ripple ⁽¹⁾ P-P (max.)	Regulation Line & Load
		Min.	Max.		
PSM10A-050A-R	5V	0A	2A	200mV	±5%

Notes: (1) Measured after 30 minutes with by-pass capacitors 0.1uF/10uF at output connector terminal and oscilloscope set at 20Mhz.

Phihong is not responsible for any error, and reserves the right to make changes without notice. Please visit our website at www.phihong.com for the most up-to-date specifications and contact information.

Input:**AC Input Voltage Rating**

100 to 240V AC

AC Input Voltage Range

90 to 264V AC

AC Input Frequency

47 to 63Hz

Input Current

0.5A (RMS) maximum at 115VAC/60Hz

0.25A (RMS) maximum at 230VAC/50Hz

Leakage Current

0.25mA @264VAC/50Hz

Inrush Current

30A for 120V AC at maximum load

60A for 230V AC at maximum load

(Cold start at ambient 25°C)

Output:**Efficiency**

CoC V5 Tier 2

US DOE Level VI

Environmental:**Temperature**

Operation 0 to +40°C

Non-operation -40 to +85°C

Humidity 10 to 90%

Emissions

Complies with FCC Class B

Complies with EN55032 Class B

Immunity

EN 61000-4-2 Level 3

EN 61000-4-3 Level 2

EN 61000-4-4 Level 2

EN 61000-4-5 Level 2

EN 61000-4-6 Level 3

EN 61000-4-11

EN 61000-4-12

EN61000-3-2 Class A

EN61000-3-3

Hold-up Time

10mS minimum at 115VAC/60Hz and maximum load

Over-Voltage Protection

10VDC Max at Max load

Over-Current Protection

Output equipped with short circuit protection – auto-restart

Short-Circuit Protection

Output can be shorted without damage

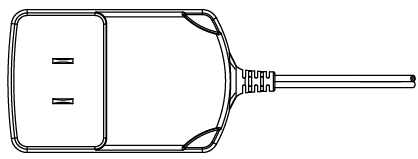
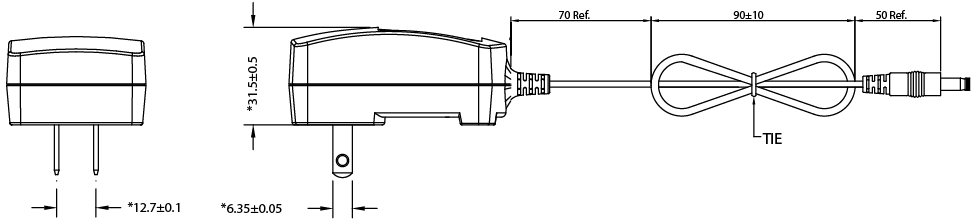
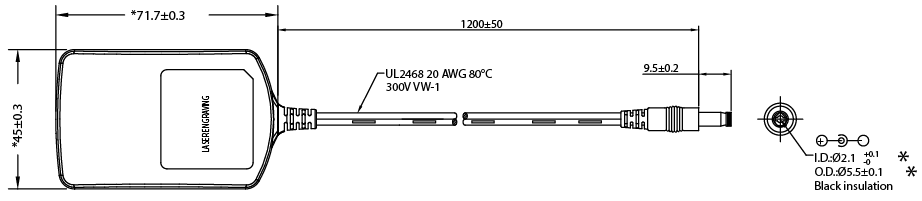
Dielectric Withstand (Hi-pot) Test

Primary to Secondary: 3000V AC for 1 min., 10mA

DC Output Connector

2.1 x 5.5mm Center Positive Barrel

Dimension Diagram Unit: mm



**Supplier's Declaration of Conformity
47 CFR § 2.1077 Compliance Information**

Phihong USA Corporation
47800 Fremont Boulevard
Fremont, CA 94538
Telephone: (510) 445-0100
www.phihong.com

The model has/The models in this product series have been tested and found to comply with the limits for a Class B digital device, pursuant to part 15 of the FCC Rules. These limits are designed to provide reasonable protection against harmful interference in a residential installation. This equipment generates, uses and can radiate radio frequency energy and, if not installed and used in accordance with the instructions, may cause harmful interference to radio communications. However, there is no guarantee that interference will not occur in a particular installation. If this equipment does cause harmful interference to radio or television reception, which can be determined by turning the equipment off and on, the user is encouraged to try to correct the interference by one or more of the following measures:

- Reorient or relocate the receiving antenna.
- Increase the separation between the equipment and receiver.
- Connect the equipment into an outlet on a circuit different from that to which the receiver is connected.
- Consult the dealer or an experienced radio/TV technician for help.

Changes or modifications to equipment not expressly approved by PHIHONG could void the user's authority to operate the equipment.