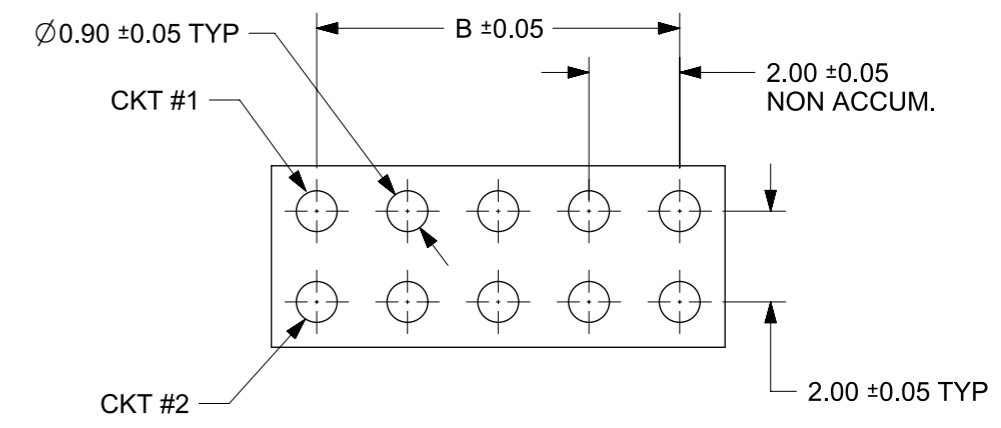
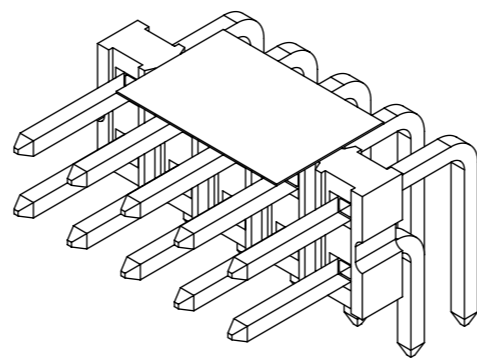
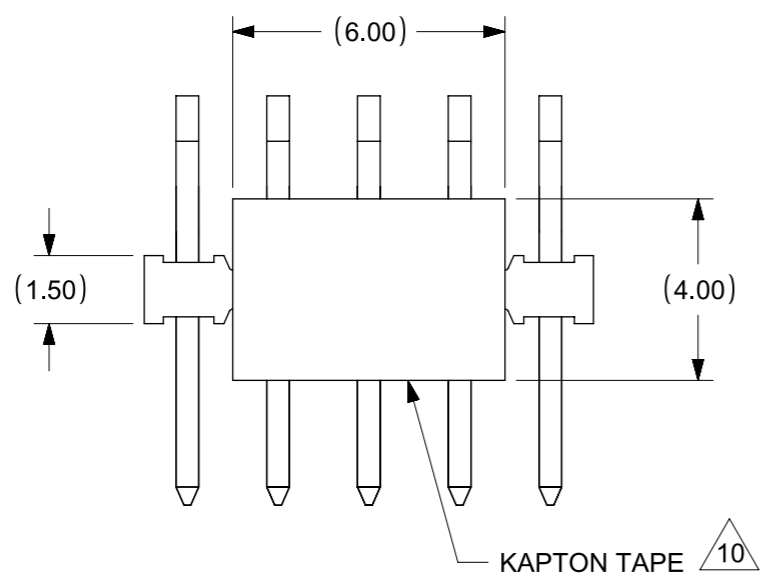
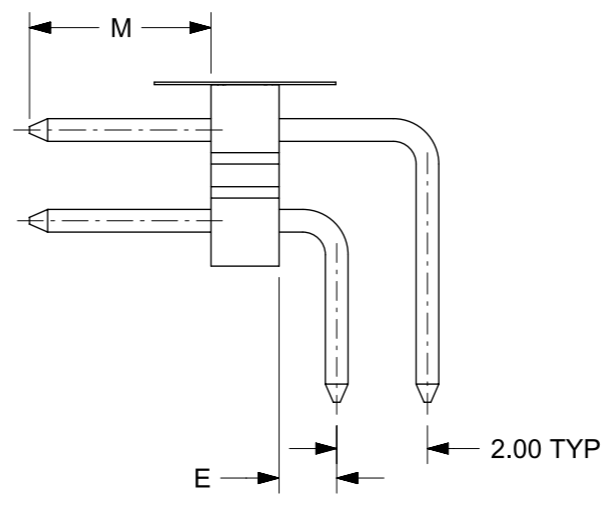
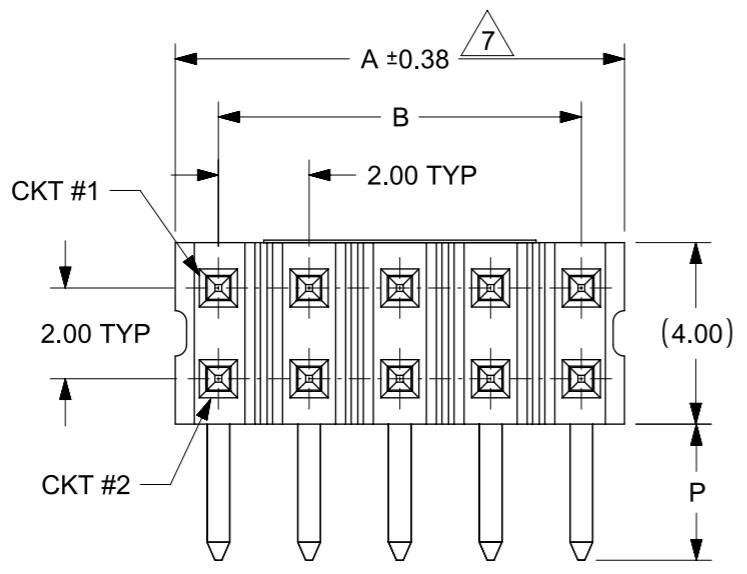


PART NO.	CKT SIZE	DIM A	DIM B	DIM M	DIM P	DIM E
151003-0801	08	8.00	6.00	4.00	3.00	1.27
151003-0803	08	8.00	6.00	3.30	3.00	1.27
151003-1001	10	10.00	8.00	4.00	3.00	1.27
151003-1005	10	10.00	8.00	3.30	3.00	1.27
151003-1201	12	12.00	10.00	4.00	3.00	1.27
151003-1204	12	12.00	10.00	3.30	3.00	1.27



RECOMMENDED PCB LAYOUT



- NOTES:**
- MATERIL : HOUSING : NYLON, GLASS-FILLED, UL94V-0, COLOR BLACK
PIN : 0.50MM SQUARE COPPER ALLOY
 - PLATING:
2.50µm MIN. TIN ON SELECTED AREA OVER
1.25µm MIN. NICKEL OVERALL.
 - PIN PUSH OUT FORCE: 1KG MIN. IN EITHER DIRECTION
 - PRODUCT SPECIFICATION : PS-87761-100
 - PACKAGING TYPE : TAPE AND REEL
 - WAFER TO BE FLAT WITHIN 0.003mm/mm
 - IRREGULAR CIRCUIT CUTOFF WITHIN BREAKAWAY SECTION IS PERMISSIBLE. CUTTING OR CHIPPING OF THE MAIN BODY IS NOT ACCEPTABLE.
 - RECOMMENDED PCB THICKNESS IS 1.60MM±0.10
 - THE ABOVE CKT 10 IS FOR ILLUSTRATION ONLY.
 - KAPTON TAPE TO BE PLACED AT CENTER OF CONNECTOR IRREGARDLESS OF CIRCUIT SIZES.

THIS DRAWING CONTAINS INFORMATION THAT IS PROPRIETARY TO MOLEX ELECTRONIC TECHNOLOGIES, LLC AND SHOULD NOT BE USED WITHOUT WRITTEN PERMISSION

EC NO: 687108 DRWN: DANUSA CHK'D: MRAMAKRISHNA REV APPR: MRAMAKRISHNA	2021/11/29	GENERAL TOLERANCES (UNLESS SPECIFIED)		DIMENSION UNITS		SCALE						
	2021/11/30	MM	INCH	MM	NTS	DRWN BY DATE						
	B3	4 PLACES	±	±	ATSEE		2013/07/04		CUSTOMER DRAWING CUSTOMER: GENERAL MARKET			
		3 PLACES	±	±	CHK'D BY DATE		SKANG 2013/07/04					
2 PLACES		± 0.2	±	APPR BY DATE		MLONG 2014/04/07						
1 PLACES	±	±	DRAWING SIZE		THIRD ANGLE PROJECTION		SERIES	MATERIAL NUMBER	CUSTOMER			
0 PLACES	±	±	A3				151003	SEE TABLE	GENERAL MARKET			
ANGULAR TOL ± 3.0		DRAFT WHERE APPLICABLE MUST REMAIN WITHIN DIMENSIONS		A3				DOCUMENT NUMBER		DOC TYPE	DOC PART	SHEET NUMBER
								SD-151003-0001		PSD	000	1 OF 1

RELEASE STATUS	RELEASE DATE
----------------	--------------