

E-SERIES RECOGNIZED

Constant Voltage Electronic Phase-Dimmable LED Driver

P/N: E

The E-Series Recognized is an electronic Class 2 dimmable LED driver with an extremely compact low-profile aluminum case, making it the perfect choice for under-cabinet lighting, kick/cove lighting, mirror lighting, and multiple other residential and commercial lighting applications. The driver features auto reset, over current and short circuit protection, as well as an efficiency of over 90% resulting in low operating case temperature. The product line is phase-dimmable down to 1% with leading edge TRIAC dimmers.



4.92" L x 2.20"W x 0.79"H



Installation: Wire leads

Driver Type: Class 2 Single Channel

Dimming: Phase-dimmable down to 1% with leading edge TRIAC Dimmer

Input Voltage: 120VAC, 50/60Hz

Output Voltage: 12VDC or 24VDC

Environmental: Wet location

IP Rating: IP67

Listing: UL Recognized

Certifications: UL8750 | CSA C22.2 No. 250 13-14

Component Signage

Listing Certification: UL 879 | CSA C22.2 No. 207-M89

Warranty: 5-Year

E-SERIES is also available in:

- ◆ E-SERIES UL LISTED
- ◆ EZJ-BOX
- ◆ JB-SERIES

Please refer to our website at Magnitudeinc.com for more information.

ORDERING GUIDE

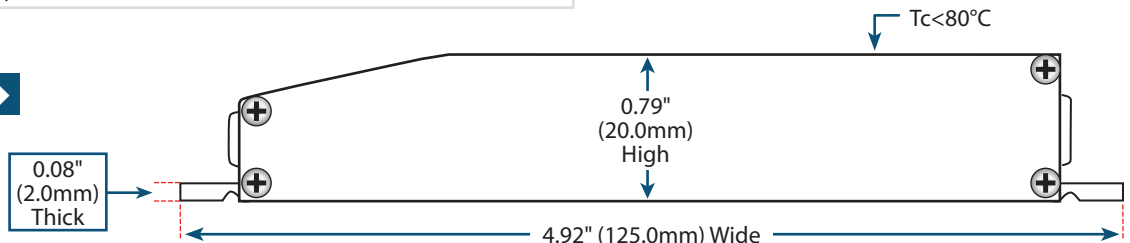
Example: E20R12DC

E__R__DC

TYPE	MAX POWER	LISTING	OUTPUT
E — E-SERIES	20 — 20W	R — UL Recognized Enclosure	12DC — 12VDC
	40 — 40W		24DC — 24VDC
	60 — 60W		
	75 ¹ — 75W		
	96 ¹ — 96W		
	¹ 24VDC only		

DIMENSIONS	
LENGTH	4.92" (125.0mm)
WIDTH	2.20" (56.0mm)
HEIGHT	0.79" (20.0mm)

ACTUAL SIZE OF DRIVER →



E-SERIES RECOGNIZED

Constant Voltage Electronic Phase-Dimmable LED Driver

SPECIFICATIONS

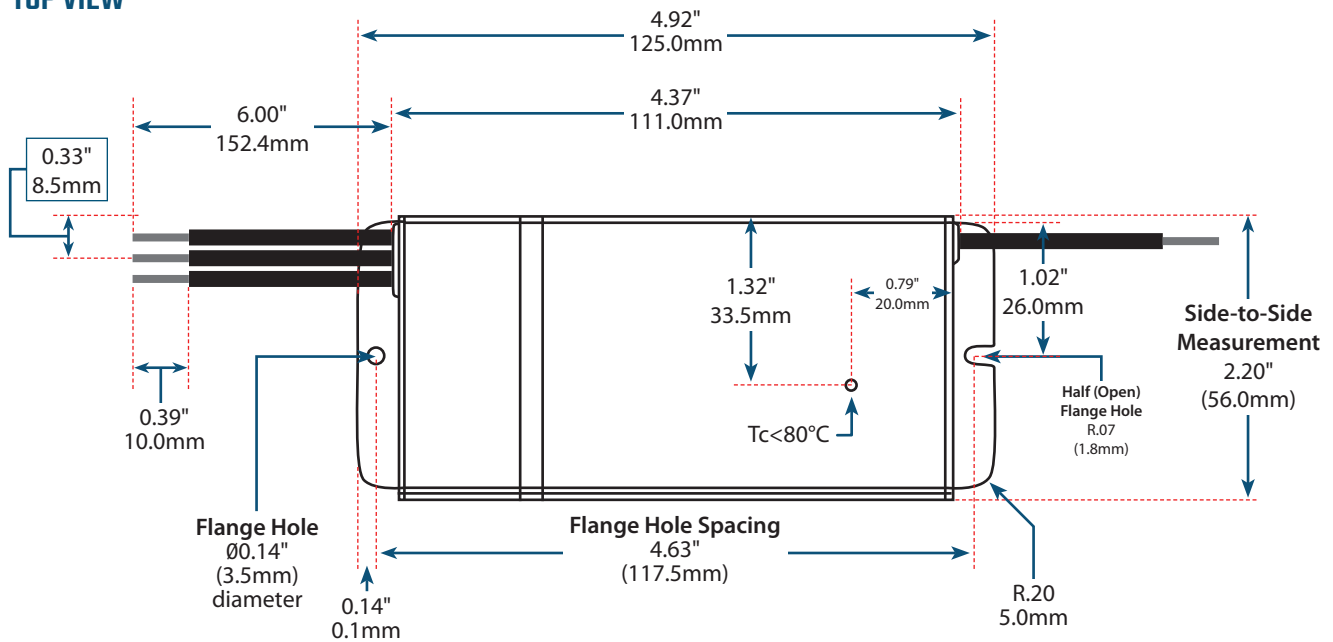
INPUT	20W	40W	60W	75W	96W
Input Voltage Range	120VAC ± 10%	120VAC ± 10%	120VAC ± 10%	120VAC ± 10%	120VAC ± 10%
Input Frequency	50 / 60Hz	50 / 60Hz	50 / 60Hz	50 / 60Hz	50 / 60Hz
Input Current	0.20A@120VAC (12VDC) 0.20A@120VAC (24VDC)	0.41A@120VAC (12VDC) 0.41A@120VAC (24VDC)	0.61A@120VAC (12VDC) 0.61A@120VAC (24VDC)	0.72A@120VAC	0.85A@120VAC
Efficiency	> 90% (12VDC) > 90% (24VDC)	> 90% (12VDC) > 90% (24VDC)	> 90% (12VDC) > 90% (24VDC)	> 90%	> 90%
Power Factor	0.95	0.95	0.95	0.95	0.95
OUTPUT					
Max Load	20W	40W	60W	75W	96W
Output Voltage @ Max Load	12.0 VDC 24.0 VDC	12.0 VDC 24.0 VDC	12.0 VDC 24.0 VDC	24.0 VDC	24.0 VDC
Output Current @ Max Load	1.7A (12VDC) 0.90A (24VDC)	3.50A (12 VDC) 1.75A (24VDC)	5.00A (12VDC) 2.63A (24VDC)	3.3A	4.16A
ENVIRONMENTAL					
Max Ambient Temperature	-30°C - +40°C (-22°F - 104°F)				
DIMMING					
Minimum Dimming Level	1%	1%	1%	1%	1%
PROTECTION					
Circuit Breaker	Short circuit & over-voltage auto-reset				
MECHANICAL HOUSING					
Primary Leads	18AWG	18AWG	18AWG	18AWG	18AWG
Secondary Leads	14AWG	14AWG	14AWG	14AWG	14AWG
Length	4.92" (125.0mm)	4.92" (125.0mm)	4.92" (125.0mm)	4.92" (125.0mm)	4.92" (125.0mm)
Width	2.20" (56.0mm)	2.20" (56.0mm)	2.20" (56.0mm)	2.20" (56.0mm)	2.20" (56.0mm)
Height	0.79" (20.0mm)	0.79" (20.0mm)	0.79" (20.0mm)	0.79" (20.0mm)	0.79" (20.0mm)
Weight	9 oz. (255g)	9 oz. (255g)	9 oz. (255g)	9 oz. (255g)	9 oz. (255g)
Housing Material	Anodized Aluminum				
Housing Color	Blue				
Junction Box	No				
Mounting	One hole flange mount and one half-hole flange mount.				
APPROVAL MARKINGS					
Certificates/Approval Signs	UL8750 Class 2	UL8750 Class 2	UL8750 Class 2	UL8750 Class 2	UL8750 Class 2

E-SERIES RECOGNIZED

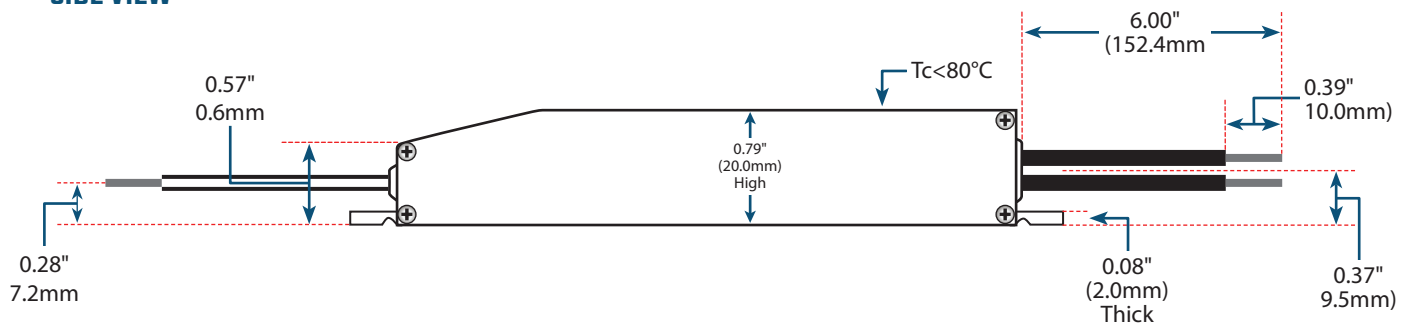
Constant Voltage Electronic Phase-Dimmable LED Driver

↓ MECHANICAL DIAGRAMS ↓

TOP VIEW



SIDE VIEW

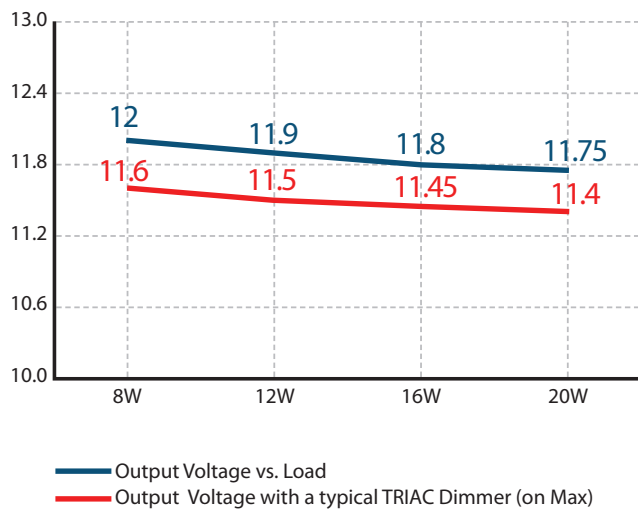


E-SERIES RECOGNIZED

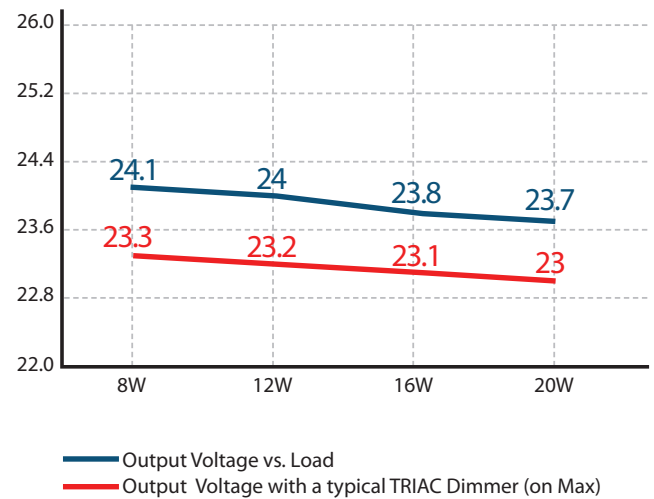
Constant Voltage Electronic Phase-Dimmable LED Driver

LOAD REGULATION
20W & 40W

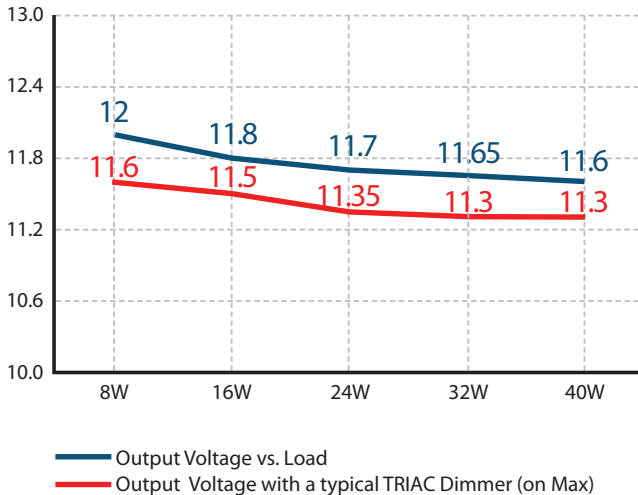
20W (12VDC)



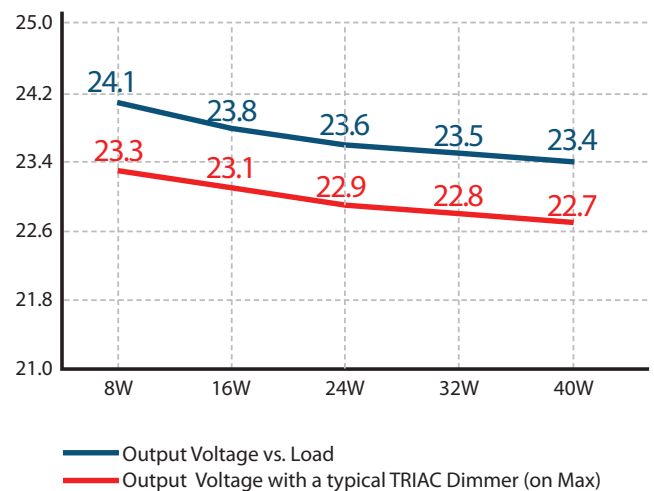
20W (12VDC)



40W (12VDC)



40W (24VDC)

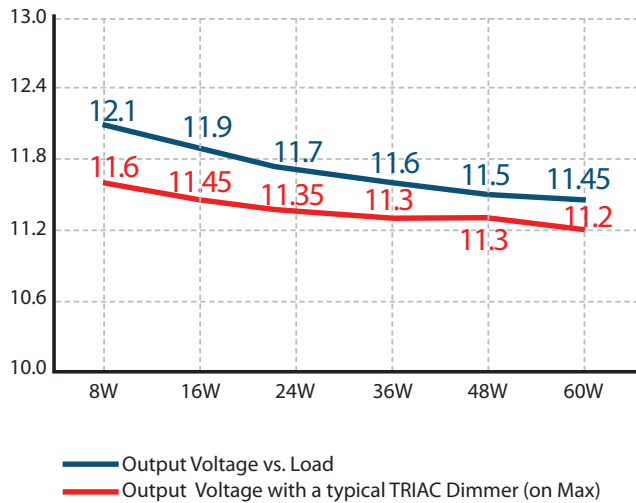


E-SERIES RECOGNIZED

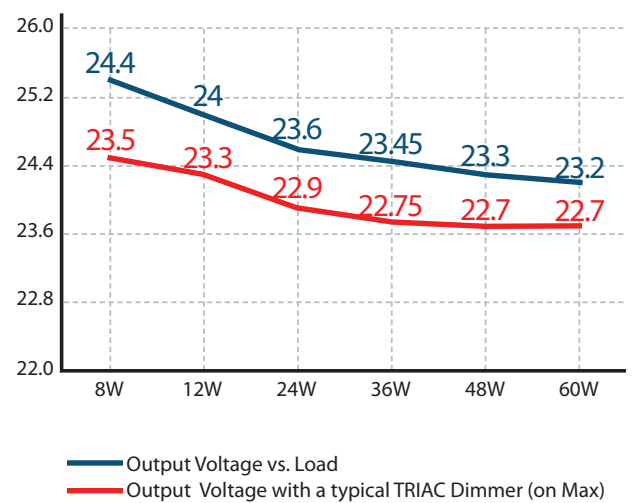
Constant Voltage Electronic Phase-Dimmable LED Driver

LOAD REGULATION
 60W, 75W & 96W

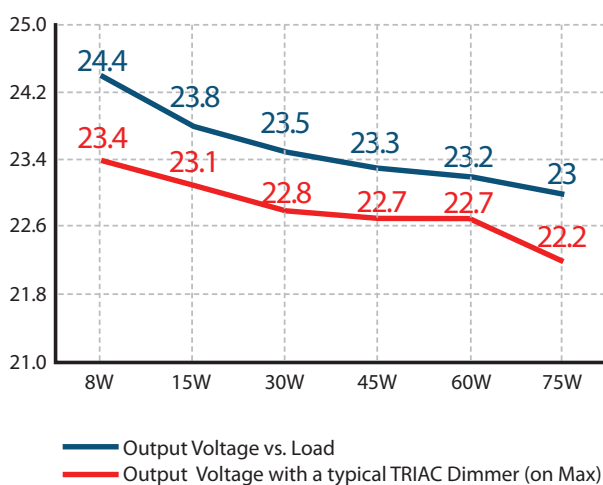
60W (12VDC)



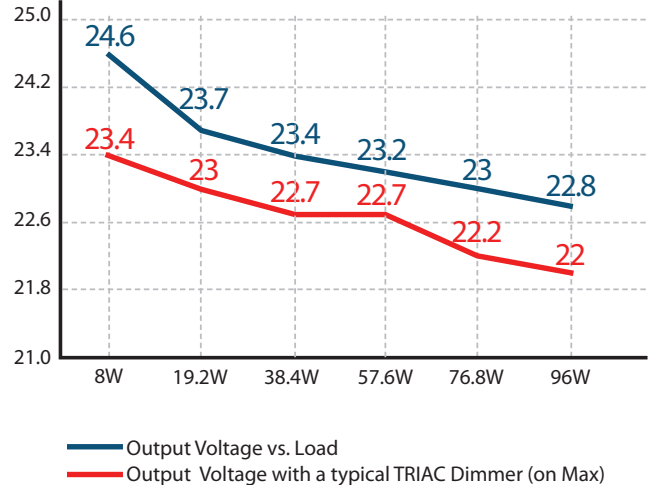
60W (24VDC)



75W (24VDC)



96W (24VDC)

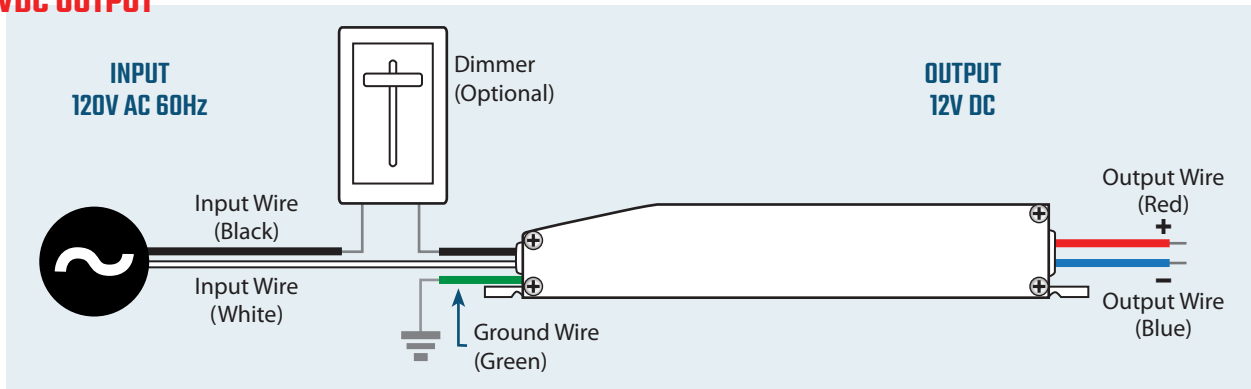


E-SERIES RECOGNIZED

Constant Voltage Electronic Phase-Dimmable LED Driver

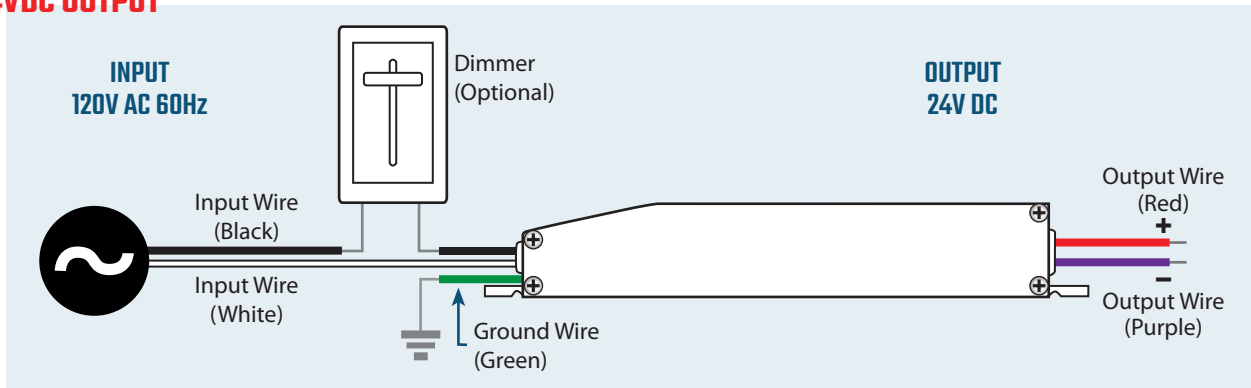
↓ **WIRING DIAGRAMS** ↓

12VDC OUTPUT



For smooth dimming, 8W minimum load is required.

24VDC OUTPUT



For smooth dimming, 8W minimum load is required.