THIS DRAWING IS UNPUBLISHED. RELEASED FOR PUBLICATION -,- .
© COPYRIGHT - By - ALL RIGHTS RESERVED.

REVISIONS

P	LTR	DESCRIPTION	DATE	DWN	APVD
	E5	REVISED PER ECR-17-014011	27MAR18	NG	MKO

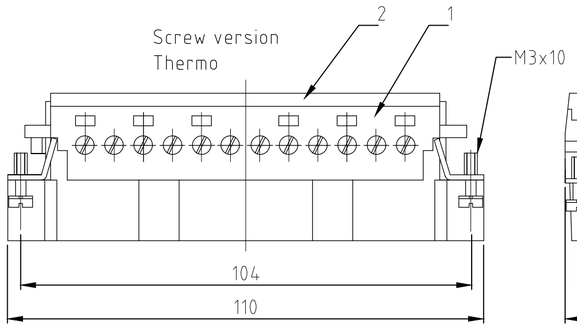

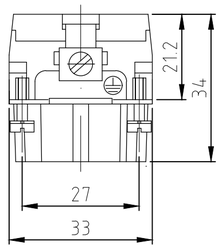

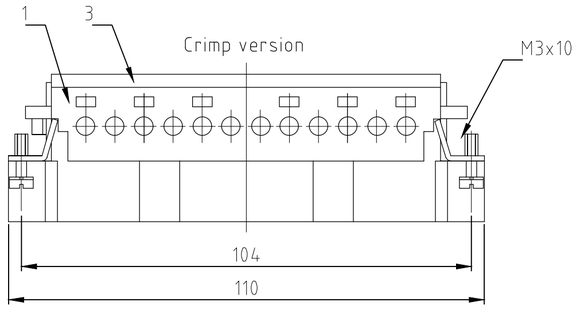

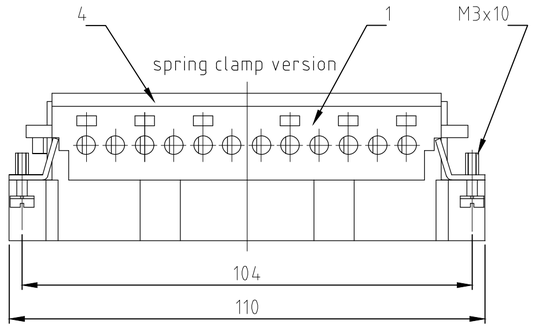

Assembly directions

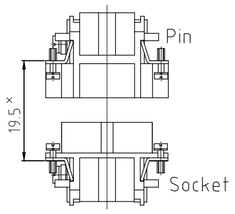

× Distance for a safe contact max: 21 mm

Contact arrangement view from termination side

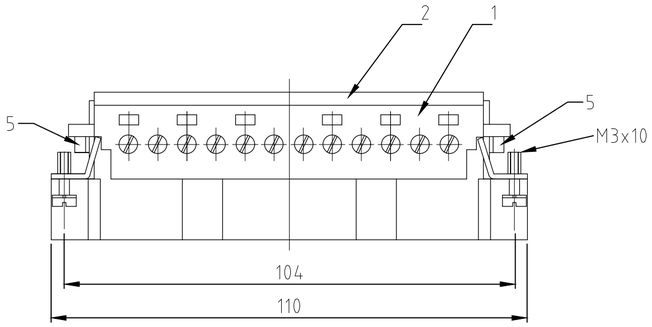

Printing 1-24 Thermo

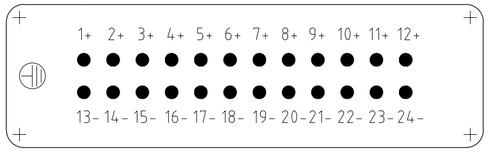

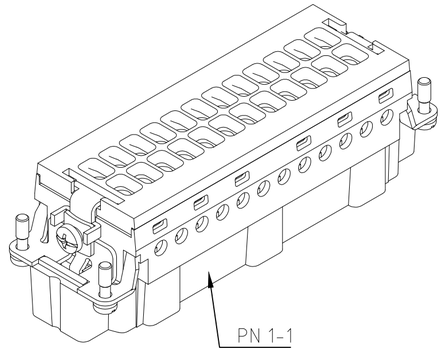

Printing 1-24 Screw

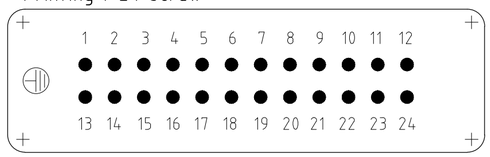

Panel cut-out for contact insert when used without housing

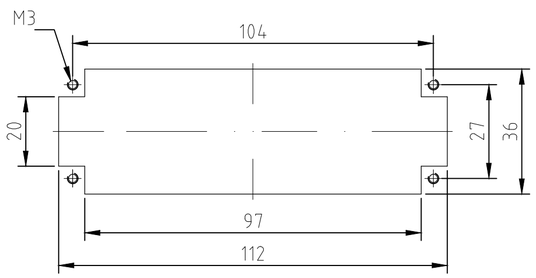

Printing 25-48 Screw

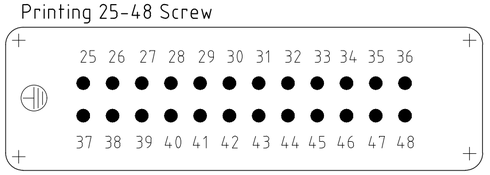

Printing 12+6+6 Screw/Thermo

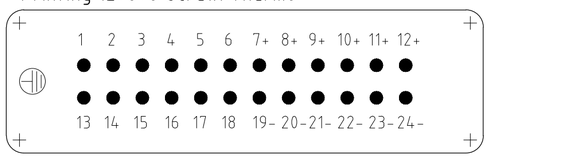

NOTES:

1. SUITABLE CRIMP CONTACTS: SERIES HE/HA
   OUTER DIMENSIONS OF INSULATION: MAX. Ø3,2 MM
2. SUITABLE HOOD SIZE 8; 12: SERIES HB; HD; HIP; EMV
   SUITABLE INSERTION AND EXTRACTION TOOL:
   SCREWDRIVER 0,5x3 DIN 5264
3. Strip lenght: Screw conection 10mm
   Spring clamp conection 10mm Crimp conection 7.5mm
4. STANDARDS:
   DIN EN 61984; DIN EN 60664-1
5. PACKAGING:
   5 SETS IN A CARTON, PRE-MOUNTED
6. SPECIAL PACKAGING: Krauss-Maffei
   PACKAGING UNIT: 220 PIECES

	OBSOLETE	OBSOLETE	OBSOLETE				OBSOLETE	SUPERSEDED BY T204048310 1-000	SUPERSEDED BY T204024310 1-000					OBSOLETE											
2																cylinder screw	steel	blue	5	M4x6
			1					1	1							cover spring clamp version		light grey	4	
										1	1					cover crimp version		light grey	3	
1	1			1	1	1						1	1	1		cover screw version		light grey	2	
1	1	1	1	1	1	1	1	1	1	1	1	1	1	1		pin insert		light grey	1	
1-2	0-1	9-3	1-8	9-5	9-4	7-9	7-1			2-9	2-3	1-9	1-7	1-1		DESCRIPTION	MATERIAL	COLOR / FARBE	ITEM NO. POS.	NOTES
5	4	5	5	5	4	1	1			5	5	5	5	5						
HE.24.STI.S-B1.24+2ES	HE.24.STI.S.B1.24.KM	HE.24.STI.SC-AU.B1-24	HE.24.STI.S.B-T 12+6+6	HE.24.STI.S-AU.B1-24	HE.24.STI.S-AU.B25-48	HE.24.STI.SC.B25-48	HE.24.STI.SC.B1-24			HE.24.STI.C.B25-48	HE.24.STI.C.B1-24	HE.24.STI.S.B25-48	HE.24.STI.S-T.B1-24	HE.24.STI.S.B1-24						

THIS DRAWING IS A CONTROLLED DOCUMENT.

DIMENSIONS: mm

TOLERANCES UNLESS OTHERWISE SPECIFIED:
GENERAL TOLERANCES
A: ISO 8015
B: ISO 2768-1 m K-E
C: DIN 16901 - f k-E

0 PLC	± –
1 PLC	± –
2 PLC	± –
3 PLC	± –
4 PLC	± –
ANGLES	± –

MATERIAL –

FINISH –

DWN	Schneider	08.02.2000
CHK	Schweiger	08.02.2000
APVD	—	–
PRODUCT SPEC	—	
APPLICATION SPEC	—	
WEIGHT		

TE Connectivity

NAME: Male insert HE.24.STI.S/C –

SIZE	CAGE CODE	DRAWING NO	RESTRICTED TO
A2	00779	C-1103640	—

CUSTOMER DRAWING | SCALE 1:1 | SHEET 1 OF 1 | REV E5

1103640

1471-9 (1/15)