

NOTES:

TEMPERATURE RANGE : SEE CABLE INFORMATION ON PAGE 2

RATED VOLTAGE:
 3, 4 contacts : 250V
 5 contacts : 60V
 8 contacts : 30V

RATED CURRENT:
 3, 4, 5 contacts : 4A
 8 contacts : 2A

PROTECTION CLASS: IP 67

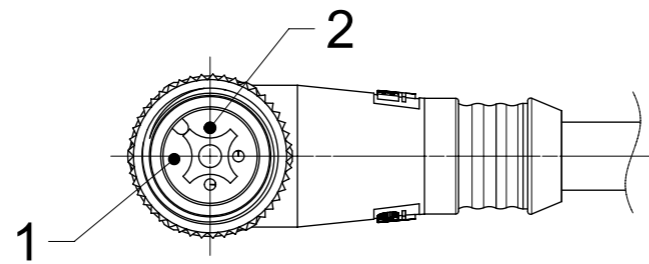
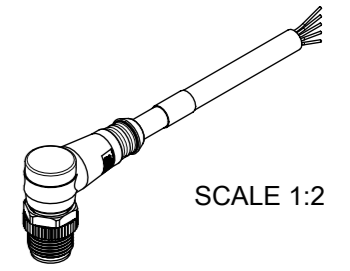
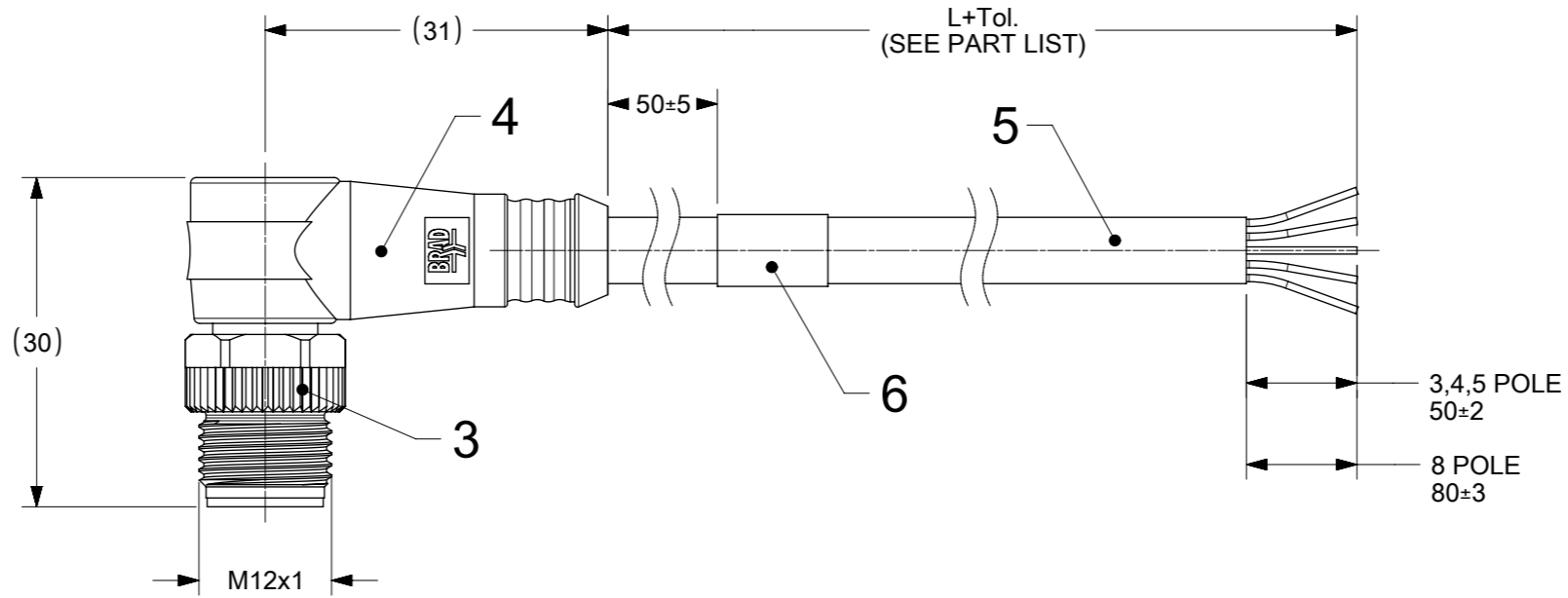


TABLE OF LENGTH TOLERANCES		
OVER	UP TO AND INCLUDING	TOLERANCE
0	1000	+40 0
1000	5000	+60 0
5000	10000	+80 0
10000	20000	+140 0
20000	30000	+160 0
30000	>	+1% OF LENGTH

MATING FACE VIEW

3-WIRE	4-WIRE	5-WIRE	5-WIRE	8-WIRE																																																																		
B30 CABLE	B30, B33, B55 CABLE	B30, B33, B55 CABLE	B42 CABLE	B41 CABLE																																																																		
<table border="1"> <tr><th>PIN</th><th>WIRE</th></tr> <tr><td>1</td><td>BROWN</td></tr> <tr><td>2</td><td>-</td></tr> <tr><td>3</td><td>BLUE</td></tr> <tr><td>4</td><td>BLACK</td></tr> <tr><td>5</td><td>-</td></tr> </table>	PIN	WIRE	1	BROWN	2	-	3	BLUE	4	BLACK	5	-	<table border="1"> <tr><th>PIN</th><th>WIRE</th></tr> <tr><td>1</td><td>BROWN</td></tr> <tr><td>2</td><td>WHITE</td></tr> <tr><td>3</td><td>BLUE</td></tr> <tr><td>4</td><td>BLACK</td></tr> <tr><td>5</td><td>-</td></tr> </table>	PIN	WIRE	1	BROWN	2	WHITE	3	BLUE	4	BLACK	5	-	<table border="1"> <tr><th>PIN</th><th>WIRE</th></tr> <tr><td>1</td><td>BROWN</td></tr> <tr><td>2</td><td>WHITE</td></tr> <tr><td>3</td><td>BLUE</td></tr> <tr><td>4</td><td>BLACK</td></tr> <tr><td>5</td><td>GREY</td></tr> </table>	PIN	WIRE	1	BROWN	2	WHITE	3	BLUE	4	BLACK	5	GREY	<table border="1"> <tr><th>PIN</th><th>WIRE</th></tr> <tr><td>1</td><td>BROWN</td></tr> <tr><td>2</td><td>WHITE</td></tr> <tr><td>3</td><td>BLUE</td></tr> <tr><td>4</td><td>BLACK</td></tr> <tr><td>5</td><td>GREEN/YELLOW</td></tr> </table>	PIN	WIRE	1	BROWN	2	WHITE	3	BLUE	4	BLACK	5	GREEN/YELLOW	<table border="1"> <tr><th>PIN</th><th>WIRE</th></tr> <tr><td>1</td><td>WHITE</td></tr> <tr><td>2</td><td>BROWN</td></tr> <tr><td>3</td><td>GREEN</td></tr> <tr><td>4</td><td>YELLOW</td></tr> <tr><td>5</td><td>GREY</td></tr> <tr><td>6</td><td>PINK</td></tr> <tr><td>7</td><td>BLUE</td></tr> <tr><td>8</td><td>RED</td></tr> </table>	PIN	WIRE	1	WHITE	2	BROWN	3	GREEN	4	YELLOW	5	GREY	6	PINK	7	BLUE	8	RED
PIN	WIRE																																																																					
1	BROWN																																																																					
2	-																																																																					
3	BLUE																																																																					
4	BLACK																																																																					
5	-																																																																					
PIN	WIRE																																																																					
1	BROWN																																																																					
2	WHITE																																																																					
3	BLUE																																																																					
4	BLACK																																																																					
5	-																																																																					
PIN	WIRE																																																																					
1	BROWN																																																																					
2	WHITE																																																																					
3	BLUE																																																																					
4	BLACK																																																																					
5	GREY																																																																					
PIN	WIRE																																																																					
1	BROWN																																																																					
2	WHITE																																																																					
3	BLUE																																																																					
4	BLACK																																																																					
5	GREEN/YELLOW																																																																					
PIN	WIRE																																																																					
1	WHITE																																																																					
2	BROWN																																																																					
3	GREEN																																																																					
4	YELLOW																																																																					
5	GREY																																																																					
6	PINK																																																																					
7	BLUE																																																																					
8	RED																																																																					

CODING REQUIRED TO IEC 61076-2-101

BOM

ITEM	QTY.	DESCRIPTION	MATERIAL	FINISH/COLOR
6	1	LABEL	VINYL	YELLOW
5	-	CABLE	SEE CABLE INFORMATION	-
4	-	OVERMOULD	TPU	BLACK
3	1	COUPLING NUT MALE	BRASS	Ni-PLATED
2	-	CONTACT MALE	BRASS	GOLD OVER Ni-PLATED
1	-	INSERT MALE	PA	BLACK

THIS DRAWING CONTAINS INFORMATION THAT IS PROPRIETARY TO MOLEX ELECTRONIC TECHNOLOGIES, LLC AND SHOULD NOT BE USED WITHOUT WRITTEN PERMISSION

NUMBER AS PER PCN#512871.

molex

CSE M12 XP AC MA RA XM SE UNSH

PRODUCT CUSTOMER DRAWING

DOCUMENT NUMBER: 1200652283

DOC TYPE: PSD

DOC PART: 000

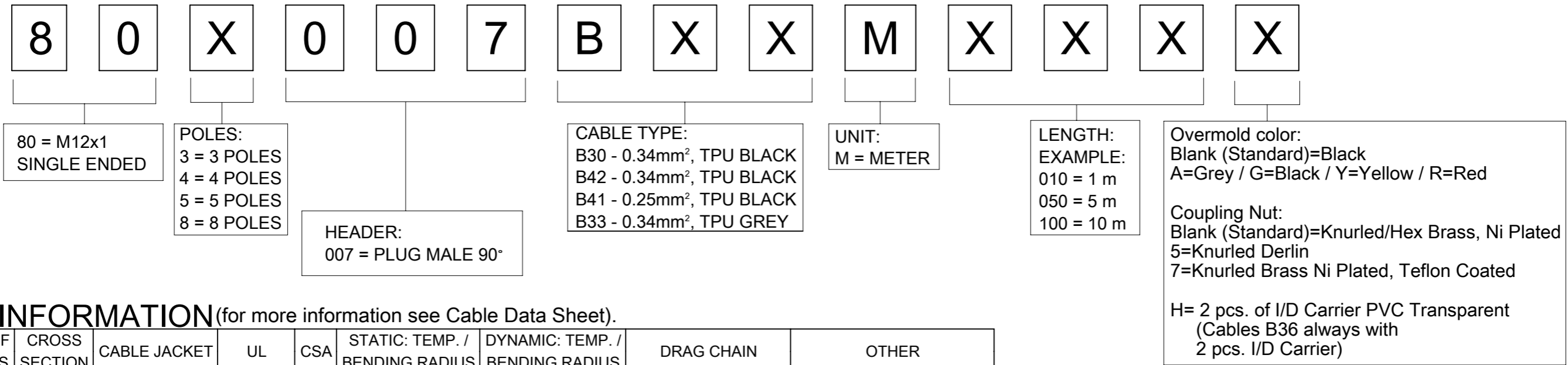
REVISION: A1

SHEET NUMBER: 1 OF 2

DATE: 2022/02/28

ENGINEERING NO - NUMERICAL CODE (Available parts see PART LIST table. Other parts available upon request).

OPTIONS



CABLE INFORMATION (for more information see Cable Data Sheet).

CABLE TYPE	NO. OF WIRES	CROSS SECTION	CABLE JACKET	UL	CSA	STATIC: TEMP. / BENDING RADIUS	DYNAMIC: TEMP. / BENDING RADIUS	DRAG CHAIN	OTHER
B30	3 / 4 / 5	0.34mm ²	TPU Black	UL 21215	YES	-40°C to +90°C 5xO.D.	-25°C to +80°C 7.5xO.D.	up to 5 000 000 cycles at temp 20°C	WELD SLAG RESISTANCE
B41	8	0.25mm ²	TPU Black						
B42	5	0.34mm ²	TPU Black						
B33	4 / 5	0.34mm ²	TPU Gray						
B55	4 / 5	0.34mm ²	TPU Yellow						

PART LIST

MOLEX PN	ENGINEERING No	L [mm]
1200652283	803007B30M010	1000
1200652284	803007B30M020	2000
1200652285	803007B30M050	5000
1200652286	803007B30M100	10000
1200652287	804007B30M010	1000
1200652288	804007B30M020	2000
1200652289	804007B30M050	5000
1200652290	804007B30M100	10000
1200652291	805007B42M010	1000
1200652292	805007B42M020	2000
1200652293	805007B42M050	5000
1200652294	805007B42M100	10000
1200652315	808007B41M020	2000
1200652316	808007B41M050	5000
1200652317	808007B41M100	10000
1200656402	805007B30M150	15000
1200656403	805007B30M200	20000

MOLEX PN	ENGINEERING No	L [mm]
1200656404	805007B30M300	30000
1200656405	805007B30M500	50000
1200656615	804007B33M010A	1000
1200656616	804007B33M020A	2000
1200656617	804007B33M050A	5000
1200656618	804007B33M100A	10000
1200656619	804007B33M200A	20000
1200656638	804007B55M010Y	1000
1200656639	804007B55M020Y	2000
1200656640	804007B55M050Y	5000
1200656641	804007B55M100Y	10000
1200656642	804007B55M200Y	20000
1200656683	805007B33M010A	1000
1200656684	805007B33M020A	2000
1200656685	805007B33M050A	5000
1200656686	805007B33M100A	10000
1200656687	805007B33M200A	20000
1200656688	805007B55M010Y	1000

MOLEX PN	ENGINEERING No	L [mm]
1200656689	805007B55M020Y	2000
1200656690	805007B55M050Y	5000
1200656691	805007B55M100Y	10000
1200656692	805007B55M200Y	20000
1200657162	804007B33M005A	500
1200657163	804007B33M030A	3000
1200657192	805007B33M005A	500
1200657193	805007B33M030A	3000
1200657194	805007B33M300A	30000
1200657195	805007B33M400A	40000
1200657196	805007B33M500A	50000

MOLEX PN	ENGINEERING No	L [mm]
1200659530	805007B30M010	1000
1200659531	805007B30M020	2000
1200659532	805007B30M050	5000
1200659533	805007B30M100	10000
1200659545	805007B42M200	20000
1200659586	804007B30M200	20000

THIS DRAWING CONTAINS INFORMATION THAT IS PROPRIETARY TO MOLEX ELECTRONIC TECHNOLOGIES, LLC AND SHOULD NOT BE USED WITHOUT WRITTEN PERMISSION

DIMENSION UNITS mm	SCALE 1:1	CURRENT REV DESC: REMOVED OBSOLETE PART NUMBER AS PER PCN#512871.	molex			
GENERAL TOLERANCES (UNLESS SPECIFIED)		EC NO: 732259				CSE M12 XP AC MA RA XM SE UNSH
ANGULAR TOL ± 1.0 °	4 PLACES ±	DRWN: SANTHN 2022/12/14	PRODUCT CUSTOMER DRAWING			
3 PLACES ±	2 PLACES ± 0.05	CHK'D: GGA 2022/12/21	DOCUMENT NUMBER	DOC TYPE	DOC PART	REVISION
1 PLACE ± 0.3	0 PLACES ± 0.5	APPR: GGA 2022/12/21	1200652283	PSD	000	A1
DRAFT WHERE APPLICABLE MUST REMAIN WITHIN DIMENSIONS		INITIAL REVISION: DRWN: SSM 2021/12/07 APPR: RSILLER 2022/02/28	MATERIAL NUMBER	CUSTOMER	SHEET NUMBER	
THIRD ANGLE PROJECTION		DRAWING	SERIES	SEE PART LIST	GENERAL MARKET	2 OF 2