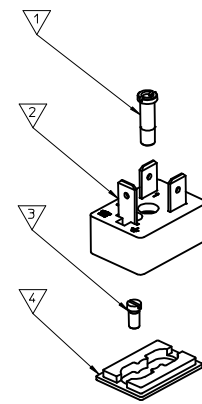
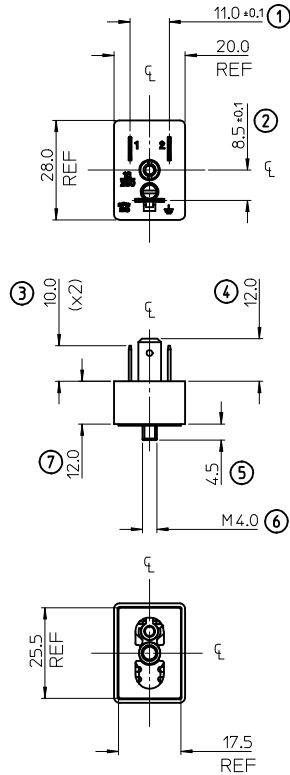


Part No	MPM Part No	DESCRIPTION
1210120046	B222000N1	BAS.RETT.222 NERA CN.FIX.
1210120047	B222000N2	PLATTE 2+ERDE 1-ZENTRAL
1210120048	B222000W2	BAS.222 NERA V0 CN.FIX.
1210120138	B222000N0	BAS RETT.222 NERA CN.FIX.
1210120176	B222000W2SA	BAS.222 NERA V0 CN.FIX. UL LISTED
1210120191	B222000W1SA	B222 UL94 V0 BLACK G13 GASKET UL



ITEM	DESCRIPTION
1	CENTRE SCREW
2	BASE
3	EARTH SCREW
4	GASKET

B222000N2\*\*

SERIES \_\_\_\_\_  
 B22= FORM A BASE SERIES  
 POLES \_\_\_\_\_  
 2= 2 POLE  
 CURVED BASE DIAMETER \_\_\_\_\_  
 000 = FLAT  
 MATERIAL AND HOUSING COLOR \_\_\_\_\_  
 G= PA6 GRAY, N= PA6 BLACK, W= PA6 BLACK V0  
 GASKET & SCREWS \_\_\_\_\_  
 1= NBR INTEGRATED GASKET & SCREWS  
 2= NBR FLAT GASKET & SCREWS  
 4= SILICON FLAT GASKET & SCREWS  
 0= WITHOUT GASKET AND SCREWS  
 ADDITIONAL CODES \_\_\_\_\_  
 SA= UL LISTED

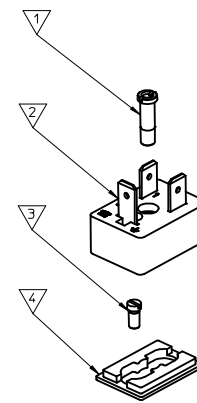
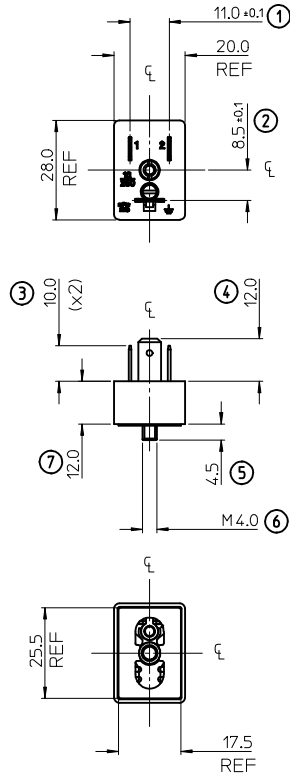
NOTES

- FOR SPECIFIC PART NUMBERS PLEASE CONTACT SALES OR CONSULT THE INTELLIGENT PART NUMBERS IN THE TABLE ATTACHED
- PRODUCT SPEC: SEE PS-121201-001
- PACKAGING SPEC: SEE PK-121012-B22

LAST INSPECTION NUMBER USED 7

UPDATED GASKET EC NO: IFC2015-1945 DRAWN:DMAHER 2015/05/12 CHKD: CHIKO APPR:STGRUFFIN 2015/10/06	QUALITY SYMBOLS ▽=0 ▽=0	GENERAL TOLERANCES (UNLESS SPECIFIED) <table border="1"> <thead> <tr> <th></th> <th>mm</th> <th>INCH</th> </tr> </thead> <tbody> <tr> <td>4 PLACES</td> <td>± ---</td> <td>± ---</td> </tr> <tr> <td>3 PLACES</td> <td>± ---</td> <td>± ---</td> </tr> <tr> <td>2 PLACES</td> <td>± 0.10</td> <td>± ---</td> </tr> <tr> <td>1 PLACE</td> <td>± 0.20</td> <td>± ---</td> </tr> <tr> <td>ANGULAR</td> <td colspan="2">± 2 °</td> </tr> </tbody> </table>		mm	INCH	4 PLACES	± ---	± ---	3 PLACES	± ---	± ---	2 PLACES	± 0.10	± ---	1 PLACE	± 0.20	± ---	ANGULAR	± 2 °		DIMENSION STYLE <b>MM ONLY</b>	SCALE <b>1:1</b>	DESIGN UNITS <b>METRIC</b>	THIRD ANGLE PROJECTION
		mm	INCH																					
4 PLACES	± ---	± ---																						
3 PLACES	± ---	± ---																						
2 PLACES	± 0.10	± ---																						
1 PLACE	± 0.20	± ---																						
ANGULAR	± 2 °																							
DRAWN BY DMAHER_WEU 2010/03/18 CHECKED BY E FOLAN APPROVED BY JWALLACE 2010/03/24 MATERIAL NO.	DATE 2010/03/18 DATE 2010/03/24	TITLE <b>B22 SERIES BASES</b>	MOLEX <b>MOLEX INCORPORATED</b>	DOCUMENT NO. <b>SD-121012-047</b>	SHEET NO. <b>1 OF 1</b>	THIS DRAWING CONTAINS INFORMATION THAT IS PROPRIETARY TO MOLEX INCORPORATED AND SHOULD NOT BE USED WITHOUT WRITTEN PERMISSION																		

Part No	MPM Part No	DESCRIPTION
1210120046	B222000N1	BAS.RETT.222 NERA CN.FIX.
1210120047	B222000N2	PLATTE 2+ERDE 1-ZENTRAL
1210120048	B222000W2	BAS.222 NERA V0 CN.FIX.
1210120138	B222000N0	BAS RETT.222 NERA CN.FIX.
1210120176	B222000W2SA	BAS.222 NERA V0 CN.FIX. UL LISTED
1210120191	B222000W1SA	B222 UL94 V0 BLACK G13 GASKET UL



ITEM	DESCRIPTION
1	CENTRE SCREW
2	BASE
3	EARTH SCREW
4	GASKET

B222000N2\*\*

SERIES \_\_\_\_\_  
 B22= FORM A BASE SERIES  
 POLES \_\_\_\_\_  
 2= 2 POLE  
 CURVED BASE DIAMETER \_\_\_\_\_  
 000 = FLAT  
 MATERIAL AND HOUSING COLOR \_\_\_\_\_  
 G= PA6 GRAY, N= PA6 BLACK, W= PA6 BLACK V0  
 GASKET & SCREWS \_\_\_\_\_  
 1= NBR INTEGRATED GASKET & SCREWS  
 2= NBR FLAT GASKET & SCREWS  
 4= SILICON FLAT GASKET & SCREWS  
 0= WITHOUT GASKET AND SCREWS  
 ADDITIONAL CODES \_\_\_\_\_  
 SA= UL LISTED

NOTES

- FOR SPECIFIC PART NUMBERS PLEASE CONTACT SALES OR CONSULT THE INTELLIGENT PART NUMBERS IN THE TABLE ATTACHED
- PRODUCT SPEC: SEE PS-121201-001
- PACKAGING SPEC: SEE PK-121012-B22

LAST INSPECTION NUMBER USED 7

<b>UPDATED GASKET</b> EC NO: IFC2015-1945 DRAWN:DMAHER 2015/05/12 CHKD: CHIKO APPR:STGRUFFIN 2015/10/06	QUALITY SYMBOLS ▽=0 ▽=0	GENERAL TOLERANCES (UNLESS SPECIFIED) <table border="1"> <thead> <tr> <th></th> <th>mm</th> <th>INCH</th> </tr> </thead> <tbody> <tr> <td>4 PLACES</td> <td>± ---</td> <td>± ---</td> </tr> <tr> <td>3 PLACES</td> <td>± ---</td> <td>± ---</td> </tr> <tr> <td>2 PLACES</td> <td>± 0.10</td> <td>± ---</td> </tr> <tr> <td>1 PLACE</td> <td>± 0.20</td> <td>± ---</td> </tr> <tr> <td colspan="3">ANGULAR ± 2 °</td> </tr> </tbody> </table>		mm	INCH	4 PLACES	± ---	± ---	3 PLACES	± ---	± ---	2 PLACES	± 0.10	± ---	1 PLACE	± 0.20	± ---	ANGULAR ± 2 °			DIMENSION STYLE <b>MM ONLY</b>	SCALE <b>1:1</b>	DESIGN UNITS <b>METRIC</b>	THIRD ANGLE PROJECTION
		mm	INCH																					
4 PLACES	± ---	± ---																						
3 PLACES	± ---	± ---																						
2 PLACES	± 0.10	± ---																						
1 PLACE	± 0.20	± ---																						
ANGULAR ± 2 °																								
DRAWN BY DMAHER_WEU 2010/03/18 CHECKED BY E FOLAN APPROVED BY JWALLACE 2010/03/24 MATERIAL NO.	DATE 2010/03/18 DATE 2010/03/24	TITLE <b>B22 SERIES BASES</b>	MOLEX <b>MOLEX INCORPORATED</b>	DOCUMENT NO. <b>SD-121012-047</b>	SHEET NO. <b>1 OF 1</b>	THIS DRAWING CONTAINS INFORMATION THAT IS PROPRIETARY TO MOLEX INCORPORATED AND SHOULD NOT BE USED WITHOUT WRITTEN PERMISSION																		