

GSBAS40LP

Small Signal Schottky Diode

Features

- Low turn-on voltage
- Fast switching
- PN junction guard ring for transient and ESD protection
- Designed for surface mount application
- Plastic material-UL recognition flammability classification 94V-O



DFN1006

Mechanical Data

- Case: DFN1006-2
- Terminals: solderable per MIL-STD-202, Method 208



Schematic Diagram

Maximum Ratings ($T_A = 25^\circ\text{C}$ unless otherwise noted)

Parameter	Symbol	Value	Unit
Peak Repetitive Peak Reverse Voltage	V_{RRM}	40	V
Working Peak Reverse Voltage	V_{RWM}	40	
DC Reverse Voltage	V_R	40	
Forward Continuous Current ¹	I_{FM}	200	mA
Forward Surge@8.3ms	I_{FSM}	600	mA
Power Dissipation ¹	P_d	100	mW
Thermal Resistance, Junction to Ambient ¹	$R_{\theta JA}$	1000	$^\circ\text{C}/\text{W}$
Junction Temperature Range	T_j	-55 to +125	$^\circ\text{C}$
Storage Temperature Range	T_{STG}	-55 to +125	$^\circ\text{C}$

Electrical Characteristics ($T_A = 25^\circ\text{C}$ unless otherwise noted)

Parameter	Symbol	Conditions	Typ	Max	Unit
Forward Voltage ²	V_F	$I_F=1\text{mA}$	-	0.38	V
		$I_F=10\text{mA}$	-	0.65	V
		$I_F=40\text{mA}$	-	1	V
Reverse Leakage Current ³	I_R	$V_R=30\text{V}$	-	0.2	μA
Capacitance Between Terminals	C_T	$V_R=0\text{V}, f=1\text{MHz}$	2.5	5	pF
Reverse Recovery Time	t_{rr}	$I_F=I_R=10\text{mA}, R_L=100\Omega$	-	5	ns

Note:

1. Part mounted on FR-4 board with recommended pad layout.
2. pulse test, $t_p \leq 300\mu\text{s}$
3. pulse test, $t_p \leq 5\text{ms}$

Typical Characteristic Curves ($T_A = 25^\circ\text{C}$ unless otherwise noted)

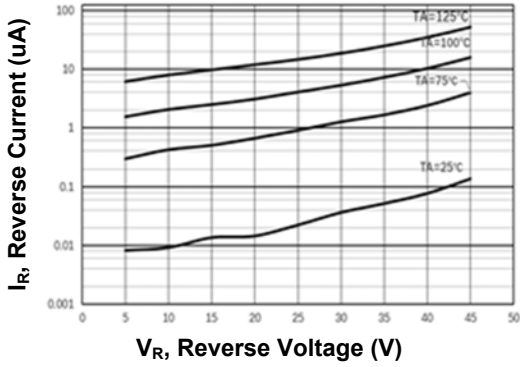


Figure 1. Typical Reverse Characteristic

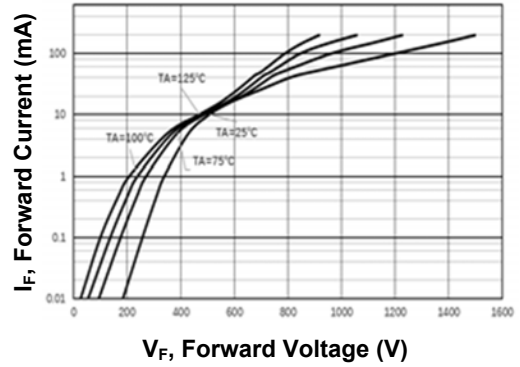


Figure 2. Typical Forward Characteristic

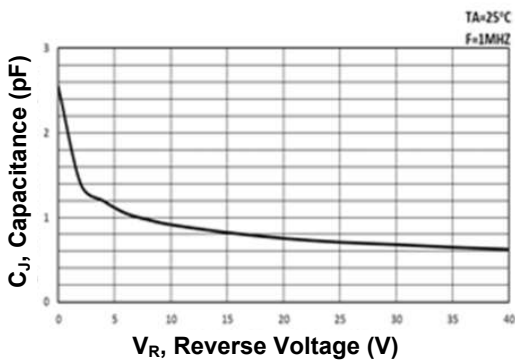


Figure 3. Capacitance VS Reverse Voltage

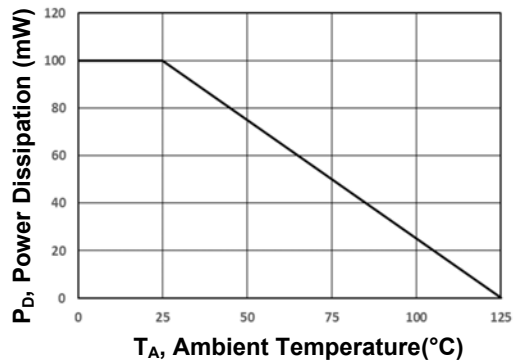
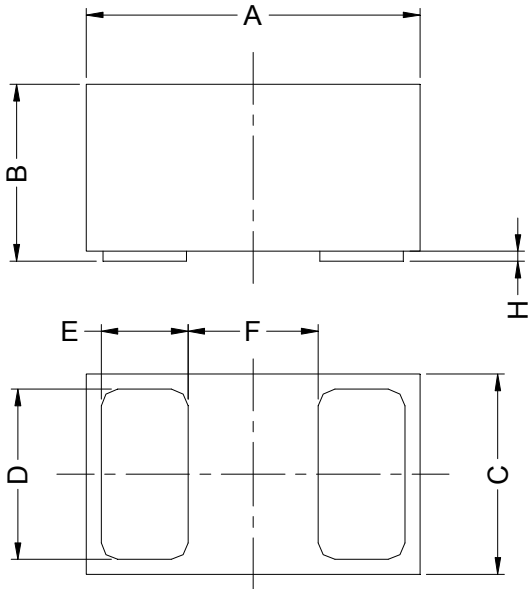


Figure 4. Derating Curve (P_D - T_A)

Package Outline Dimensions

DFN1006-2



DFN1006-2 (unit:mm)			
Dim	Min	Typ	Max
A	0.95	1.00	1.075
B	0.47	0.50	0.53
C	0.55	0.60	0.675
D	0.45	0.50	0.55
E	0.20	0.25	0.30
F	-	0.40	-
H	0	0.03	0.05

Recommended Pad Layout

