

SAFETY ORGANIZATIONS

THIS FILTER HAS BEEN FORMALLY RECOGNIZED, CERTIFIED OR APPROVED BY THE LISTED AGENCY. THEREFORE, ALL TEST/REQUIREMENTS SPECIFIED IN THE LATEST REVISION OF THE FOLLOWING AGENCY STANDARDS HAVE BEEN MET:

UL RECOGNIZED: UL 1283
 CSA CERTIFIED: CSA 22.2, # 0.0.4.8
 VDE APPROVED: EN 133 200

OPERATING SPECIFICATIONS

LINE CURRENT/VOLTAGE: 15 AMP, 120/250 VAC,
 10 AMP/40°C, 250 VAC

LINE FREQUENCY: 50-60Hz

MAXIMUM LEAKAGE CURRENT,
 EACH LINE TO GROUND: 0.16 nA @ 120V 60Hz
 0.28 nA @ 250V 50Hz

OPERATING AMBIENT TEMP. RANGE: -10°C TO +40°C @ RATED CURRENT, I_r.

IN AN AMBIENT, T_a, HIGHER THAN 40°C, THE MAXIMUM OPERATING CURRENT, I_o, IS AS FOLLOWS:

$$I_o = I_r \sqrt{\frac{100 - T_a}{60}}$$

RELIABILITY SPECIFICATIONS:

STORAGE TEMPERATURE: -40°C TO +85°C
 HUMIDITY: 21 DAYS @ 40°C 95% RH.
 CURRENT OVERLOAD TEST: 6 TIMES I_r FOR 8 SECONDS

TEST SPECIFICATIONS:

INDUCTANCE: N/A mH
 CAPACITANCE: (MEASURED @ 1KHz, 0.250VAC MAX., 25°C±1°C)
 LINE TO GROUND: 2200pF ± 20%
 LINE TO LINE: N/A
 DISCHARGE RESISTOR: N/A
 L/G AND L/L I.R.: N/A
 NO DISCHARGE RESISTOR: 6000Ω (MIN.) @ 100VDC, 20°C AND 50% RH

RECOMMENDED RECEIVING INSPECTION HIPOT:

LINE TO GROUND: 1500 VAC FOR 1 MINUTE
 LINE TO LINE: 1450 VDC FOR 1 MINUTE

FILTER APPROVAL:

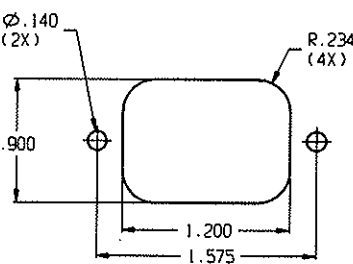
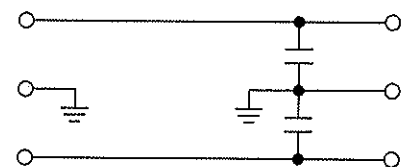
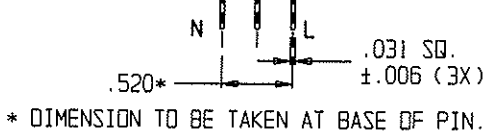
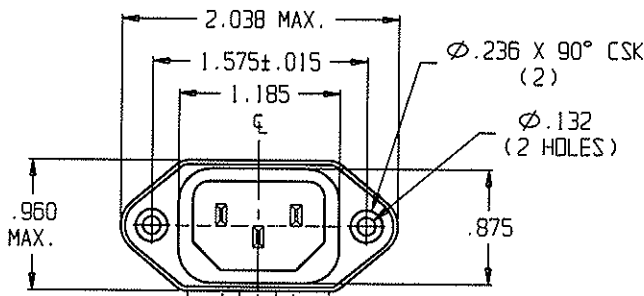
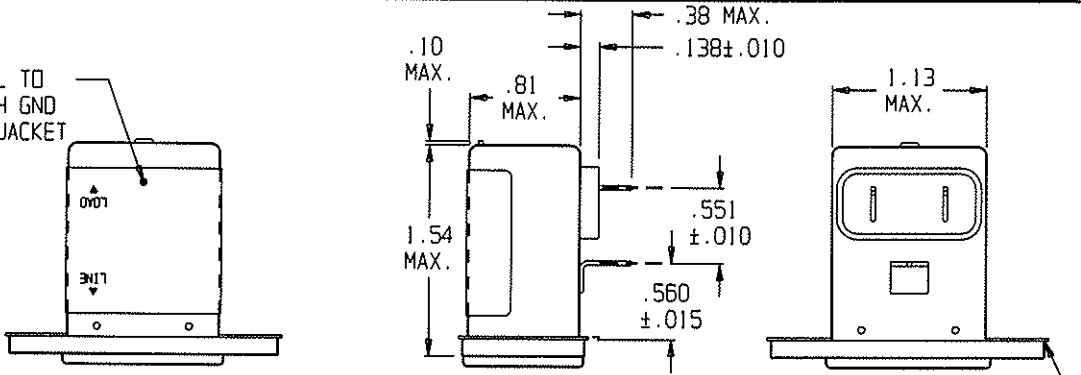
THE BEST WAY TO SELECT AND QUALIFY A FILTER IS FOR YOUR ENGINEERING TO TEST THE UNIT IN YOUR EQUIPMENT.

CUSTOMER DRAWING

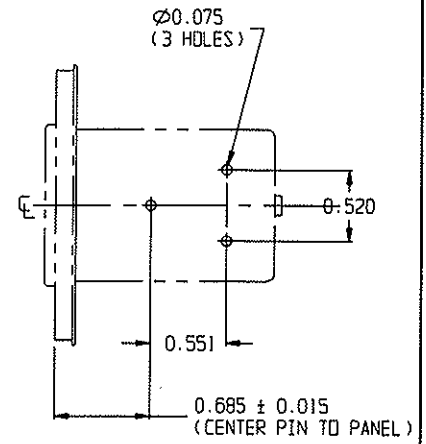
CATALOG # 15SRBP-Y

ECN #	APPRVD.	DATE
	PJO	02MAY07

DOT ON LABEL TO LINE UP WITH GND TAB IN THE JACKET



PANEL CUTOUT (BACK MOUNT)
 TOLERANCE ±.005



PC LAYOUT
 TOLERANCE ±.005

50Ω - 50Ω (MINIMUM) INSERTION LOSS						
FREQUENCY MHz	1.0	5.0	10	50	100	300
COMMON dB	1	10	15	20	8	22
DIFF. dB	/	/	/	/	/	/

THIRD ANGLE PROJECTION

UNLESS OTHERWISE SPECIFIED, TOLERANCE TO BE ±.025
 MATERIAL & FINISH: AS SUPPLIED

This document is proprietary to CORCOM INC. and is not to be reproduced nor used for manufacturing purposes except on CORCOM'S prior written consent.

tyco Electronics **corcom**
 520 S. BUTTERFIELD RD. HUNDELTN IL 60060

POWER LINE FILTER

CAD FILE: G:\CD\15SRBP-Y00 TYCO # 4-6609987-3
 SCALE: .75:1 DATE: 18JAN06 CATALOG NO. REV.
 DRW. BY: SD ORIG: PJO **15SRBP-Y** **0**