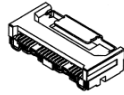


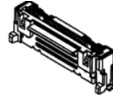
FACIB-xx FFC unshielded for IRISO Auto i-Lock series

Mating Connector:

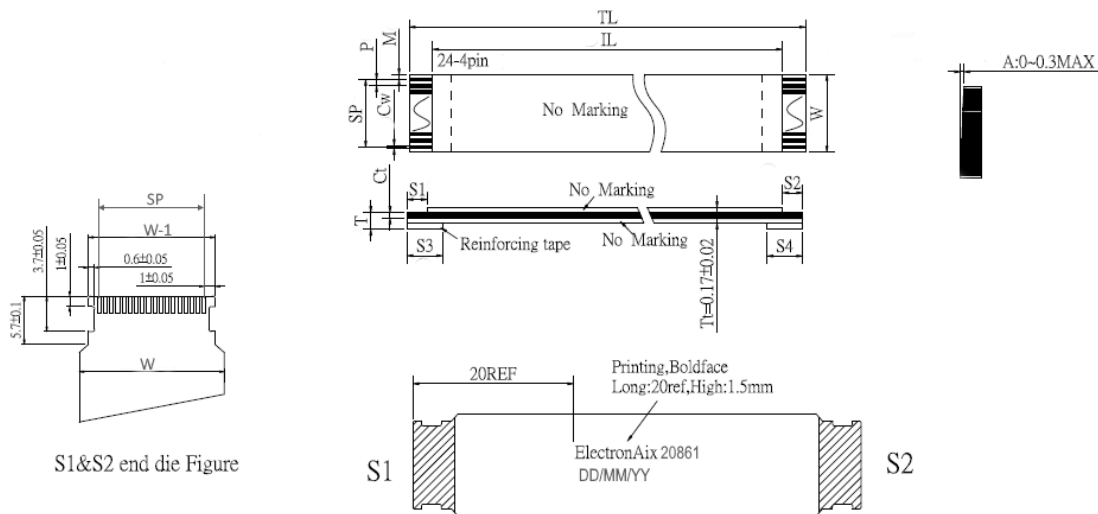
IMSA-11501S-xxY910 – 90° w/o GND Terminal



IMSA-11600S-xxY910 – 180° w/o GND Terminal



Drawing only for reference:




Pitch	P	0.5	±0.05
Span	SP	(N-1)x0.5	±0.05
Width	W	(N-1)x0.5+3	±0.1
Margin	M	1.5	±0.08
Insert Thickness	T	0.3	±0.03
Strip length	S1	2.2	±0.5
	S2	2.2	±0.5
Reinforcement tape length	S3	10*	±1
	S4	10*	±1
Inner length	IL	TL-(S1+S2)	±2
Total length	TL		±2
No. of pins	N	NN (20-60)	
Conductor dimension	Thickness 1	0.035	±0.005
	Thickness 2	0.05	±0.005
	Width	0.3	±0.03
Slanting	A	< 0.3	

* or customized length

FACIB-xx FFC unshielded for IRISO Auto i-Lock series

Possible Types:

A = SAME = Same Side



Print on this side: ElectronAix + Lot-No.

B = OPP = Opposite Side



Print on one side: ElectronAix + Lot-No.

Partnumber:

FACIB T NNP LLLL - 22SS 33 G

FACIB T NNP LLLL - 22SS 33 G

G = Plating Gold Au

33 = Indicator Conductor Dimension (0,035x0,3); 53 (0.05x0.03)

22SS = Strip lengths 2.2mm/2,2mm; SS = Reinforcement tape lengths

LLLL = Length in mm

NNP = No. of Wires/Positions (20-60)

T = Type (A=Same; B= Opp)

FACIB = FFC Catcher IRISO Auto I-Lock 11501S/11600S with Print and Lotnumber

Example (for standard version): FACIBA50P0400221133G

= FFC 0,5mm Same 50P 400mm (2,2/2,2/10/10)(0,035x0,3) 105° 60V Au for IRISO Auto I-Lock 11600

Custom specific dimension and options:

*1 Fill in number of wires

*2 Fill in the wanted total length

*3 Choose other reinforcement tape lengths than recommended by Iriso Autolock series / Blank = Standard (10mm/10mm)

Number of wires/positions	Total length	Reinforcement tape lengths
NN	LLLL	S3 / S4
*1	*2	*3 / *3

Other specific solution which requires customer specific drawings:

*4 Special text for print or labels (not standard)

*5 Fold (not standard). How much folds and needed dimensions and angles

*6 EMI shielded, LVDS 100OHM Impedance; High speed

Environmental

The products meet EU RoHS Directive 2011/65/EU, including the delegated regulation (EU) 2015/863

The products meet EU REACH Directive 1907/2006/EU



FACIB-xx FFC unshielded for IRISO Auto i-Lock series

Characteristics

Item	Test Method	Specification
Flameability	UL	VW-1
Conductor resistance	JIS C3102 at 20°C	<2,0 Ohm/m
Insulation resistance	DC500V at 20°C	>1000 MOhm
Dielectric withstanding voltage between conductors	AC500V 1min	No Breakdown
Rated Voltage / temperature	--	60V / 105°
Rated Current	--	0,5A
* Rated Current		*0,7A
Continuity	DC3,0V 0,1mA Continuity Tester	No open /short circuit
Heat Resistance	110° 96hrs	Insulation and Dielectric withstanding Voltage pass
Temperature Cycling	-40° 4hrs 110° 4hrs 25° 1hr 5 Cycles	Insulation and Dielectric withstanding Voltage pass
Humidity	40°C 95% RH 96hrs	Insulation and Dielectric withstanding Voltage pass
Flexing	180° folding 180° Radius 15mm, speed 70 cycles / min., stroke 100mm.	>30 Cycles >10000000 Cycles
Insulation Elongation	JIS-K-6732	>60%
Insulation Tensile Strength	JIS-K-6732	>3,5Kg /mm ²
Abrasion	0,5mm, 600g 60 cycles / min.	>10000cycles
Plating Thickness Test	--	Ni ≥ 0.75µm, AU ≥ 0.075µm

* with conductor dimension 0,05mmx0,3mm