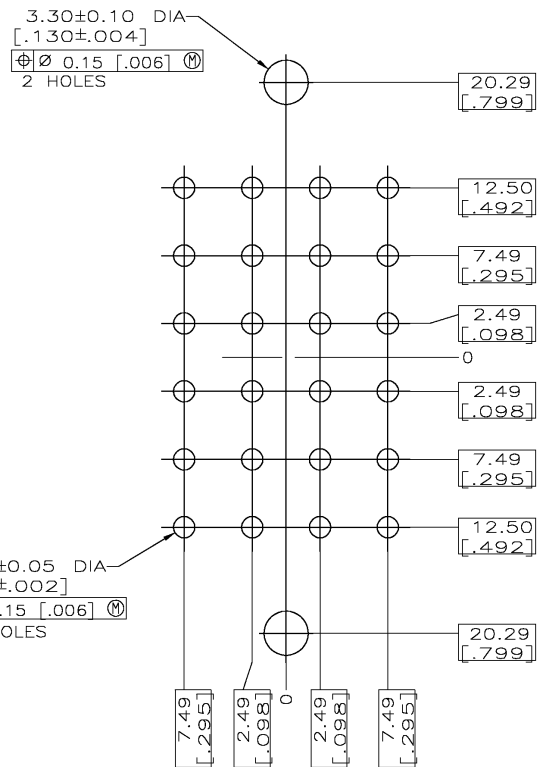
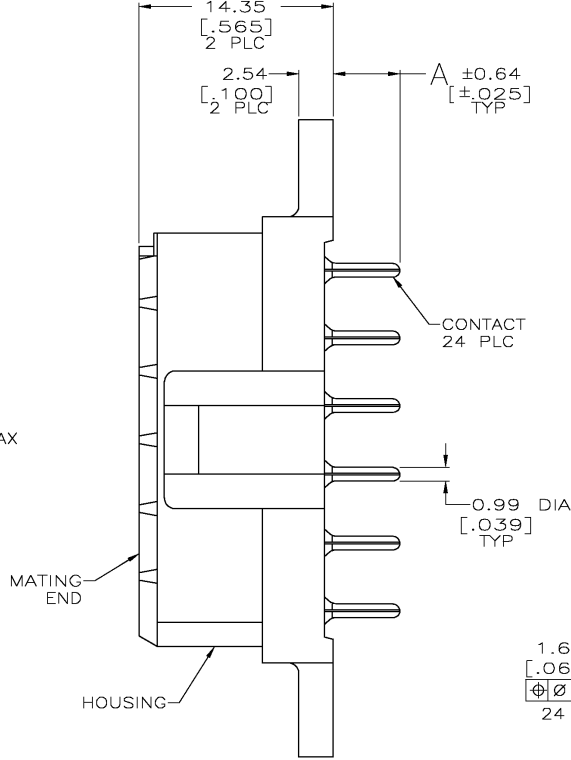
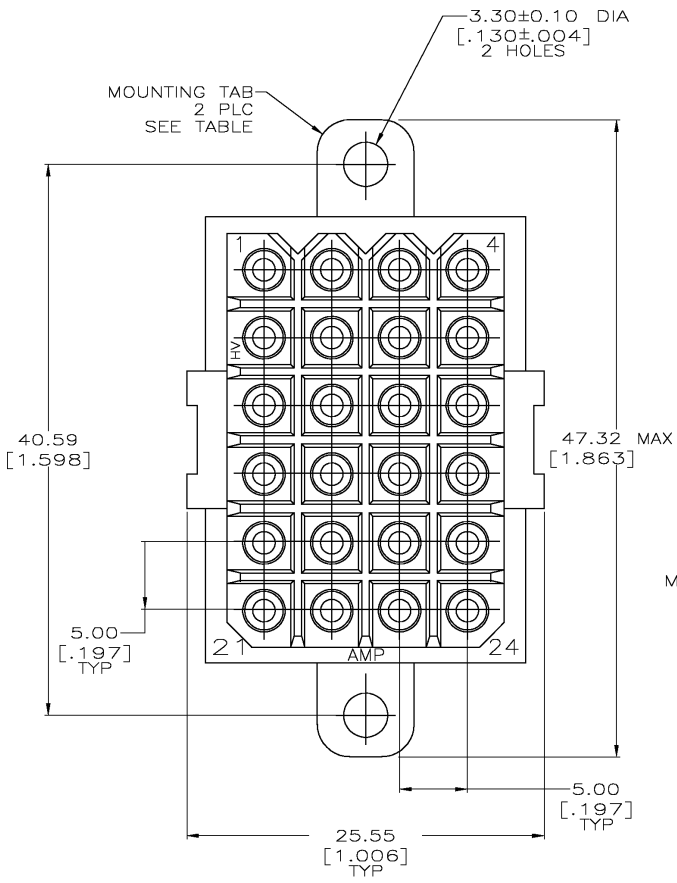


LOC	DISP	REVISIONS			
P	U/R	DESCRIPTION	DATE	DNW	APVD
BD	37	M	OG3B-0397-03	12MAY03	TK GS



RECOMMENDED LAYOUT

- ▲ NYLON, UL 94-VO RATED, RED.
- ▲ PHOSPHOR BRONZE.
- ▲ 3.81μm [.000150] MIN TIN-LEAD OVER 1.27μm [.000050] MIN NICKEL.
- ▲ 0.76μm [.000030] MIN GOLD FOR A LENGTH OF 4.95 [.195] MIN FROM MATING END, 3.81μm [.000150] MIN TIN-LEAD FOR A LENGTH OF 4.88 [.192] MIN ON OPPOSITE END, BOTH OVER 1.27μm [.000050] MIN NICKEL.
- ▲ 3.81μm [.000150] MIN TIN OVER 1.27μm [.000050] MIN NICKEL.

4.60 [.181]	▲	5	NO	207532-9
4.60 [.181]	▲	5	YES	207532-8
9.68 [.381]	▲	3	NO	207532-7
4.60 [.181]	▲	4	NO	207532-4
4.60 [.181]	▲	4	YES	207532-3
4.60 [.181]	▲	3	NO	207532-2
4.60 [.181]	▲	3	YES	207532-1
A		CONTACT FINISH MOUNTING TABS		PART NO

DIMENSIONS:		TOLERANCES UNLESS OTHERWISE SPECIFIED:		FINISH		MATERIAL	
INCHES		0 PLC	± -	0	± -	HOUSING: 1	CONTACT: SEE TABLE
		1 PLC	± -	1	± -		
		2 PLC	± 0.25 [010]	2	± -		
		3 PLC	± -	3	± -		
		4 PLC	± -	4	± -		
		ANGLES	± -		± -		

THIS DRAWING IS A CONTROLLED DOCUMENT.		DNW	03/19/92	Tyco Electronics Corporation	
L SIPE		DRW	3-25-92	Harrisburg, Pa	
R STONE		APVD	3-25-92	NAME	
A TRAVIS		PRODUCT SPEC		108-10033	
APPLICATION SPEC		SIZE		A2	
WEIGHT		CAGE CODE		00779	
CUSTOMER DRAWING		DRAWING NO		©-207532	
SCALE		SHEET		1 OF 1	
REV		M			