


Interface module - UMK- EC38/38-XOL - 2976284


Please be informed that the data shown in this PDF Document is generated from our Online Catalog. Please find the complete data in the user's documentation. Our General Terms of Use for Downloads are valid (<http://phoenixcontact.com/download>)



Interface module, connection 1: Screw connection, connection 2: ELCO connector 1x 38-position (Pin strip type 8016, left)



Key Commercial Data

Packing unit	1 pc
GTIN	 4 017918 089313
GTIN	4017918089313

Technical data

Note

Type of note	Notes on operation
Note	No additional touch protection is required when using a SELV/PELV voltage (≤ 25 V AC or 60 V DC).
Type of note	Notes on operation
Note	At least one functional insulation against adjacent modules is complied with (in the support rail direction). If the application has stricter requirements for the insulation (basic insulation or reinforced insulation), they must be realized by applying suitable measures (e. g. partition plates).

Dimensions

Width	101.5 mm
Height	77 mm
Depth	57.5 mm

Ambient conditions

Ambient temperature (operation)	-20 °C ... 50 °C
Maximum altitude	≤ 2000 m
Degree of protection	IP00
	\geq IP54 (Installation location)

Interface module - UMK- EC38/38-XOL - 2976284

Technical data

General

Max. permissible operating voltage	25 V AC
	60 V DC
Max. permissible current	2 A (per path)
Max. permissible total current	76 A
Number of positions	38
Mounting position	any
Assembly instructions	in rows with zero spacing

Connection data

Connection name	Field level
Connection in acc. with standard	IEC / EN
Connection method	Screw connection
Stripping length	8 mm
Screw thread	M3
Conductor cross section solid	0.2 mm ² ... 4 mm ²
Conductor cross section flexible	0.2 mm ² ... 2.5 mm ²
Conductor cross section AWG	24 ... 12

Connection data 2

Connection name	Controller level
Connection method	ELCO connector
Coding	1-1
Number of connections	1
Number of positions	38
Note	Pin strip type 8016, left

Standards and Regulations

Designation	Air clearances and creepage distances
Standards/regulations	DIN EN 50178
Rated insulation voltage	85 V
Rated surge voltage	0.8 kV
Insulation	Functional insulation
Pollution degree	2
Overvoltage category	II

Environmental Product Compliance

China RoHS	Environmentally Friendly Use Period = 50 years
	For details about hazardous substances go to tab "Downloads", Category "Manufacturer's declaration"

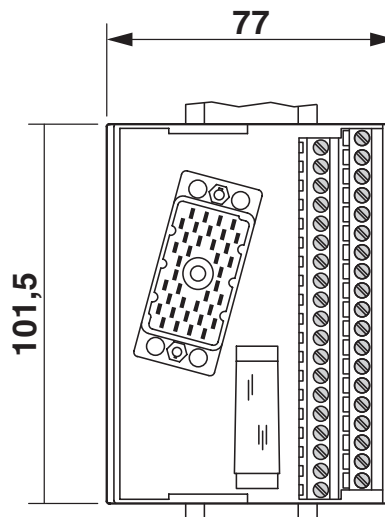
Drawings

Interface module - UMK- EC38/38-XOL - 2976284

Connection diagram

Terminal	Pin strip
1	A
2	B
3	C
4	D
5	E
6	F
7	H
8	J
9	K
10	L
11	M
12	N
13	P
14	R
15	S
16	T
17	U
18	V
19	W
20	X
21	Y
22	Z
23	AA
24	BB
25	DD
26	EE
27	FF
28	HH
29	JJ
30	KK
31	LL
32	MM
33	NN
34	PP
35	RR
36	SS
37	TT
CC	

Dimensional drawing



Classifications

eCl@ss

eCl@ss 10.0.1	27141152
eCl@ss 11.0	27141152
eCl@ss 4.0	27250300
eCl@ss 4.1	27250300
eCl@ss 5.0	27250300
eCl@ss 5.1	27250300
eCl@ss 6.0	27242600
eCl@ss 7.0	27141152
eCl@ss 9.0	27141152

ETIM

ETIM 4.0	EC002780
ETIM 6.0	EC002780
ETIM 7.0	EC002780

UNSPSC

UNSPSC 6.01	30211824
UNSPSC 7.0901	39121421
UNSPSC 11	39121421

Interface module - UMK- EC38/38-XOL - 2976284

Classifications

UNSPSC

UNSPSC 12.01	39121421
UNSPSC 13.2	39121432
UNSPSC 18.0	39121432
UNSPSC 19.0	39121432
UNSPSC 20.0	39121432
UNSPSC 21.0	39121432

Approvals


Approvals

Approvals

EAC

Ex Approvals

Approval details

EAC		RU C- DE.A*30.B.01742
-----	---	--------------------------

Phoenix Contact 2021 © - all rights reserved
<http://www.phoenixcontact.com>

PHOENIX CONTACT GmbH & Co. KG
Flachsmarktstr. 8
32825 Blomberg
Germany
Tel. +49 5235 300
Fax +49 5235 3 41200
<http://www.phoenixcontact.com>