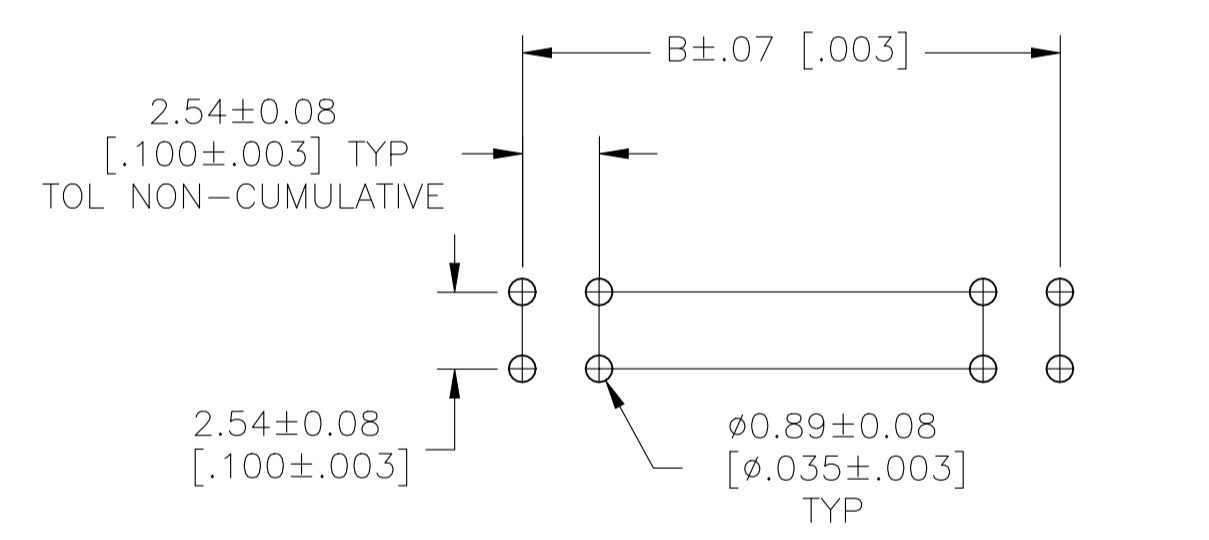
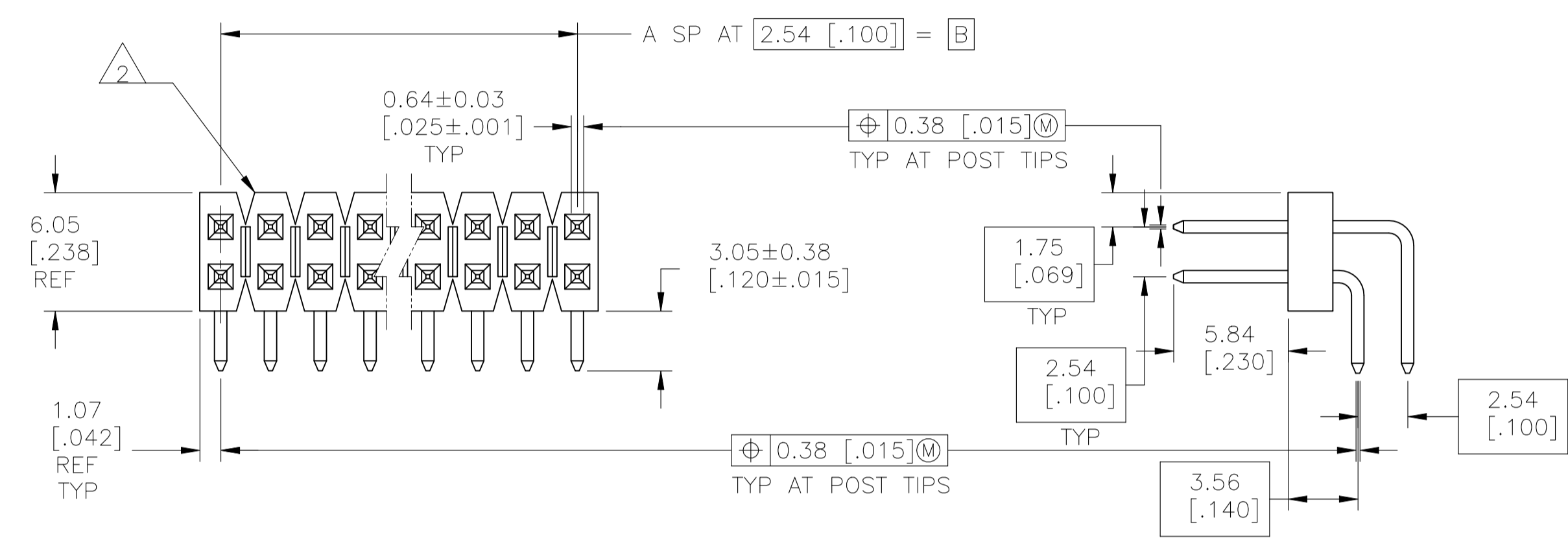
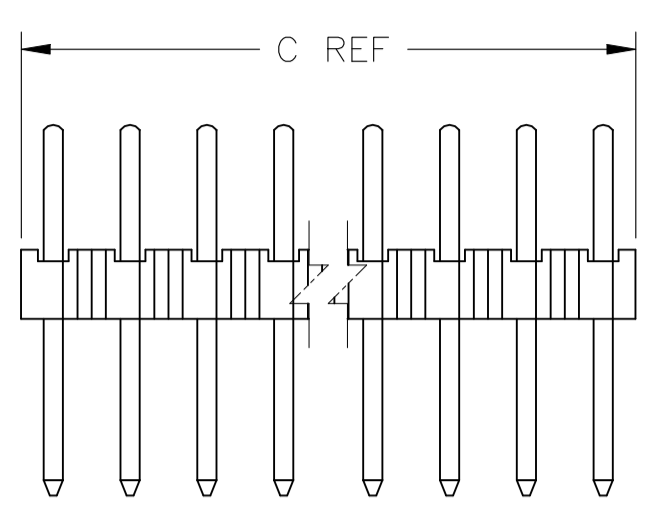


REVISIONS					
REV	DATE	BY	CHKD	APPD	DESCRIPTION
M7	23MAY2022	RK	MF		REVISED PER ECN-22-155195



- 1 ASSEMBLY MAY BE BROKEN TO THE DESIRED NUMBER OF POSITIONS.
- 2 BREAKAWAY NOTCH ANGLE CAN BE ORIENTED TO THE RIGHT (AS SHOWN) OR TO THE LEFT
- 3 0.00254 [.000100] -0.00508 [.000200] MATTE TIN-LEAD OVER 0.00127 [.000050] NICKEL.
- 4 0.00254 [.000100] -0.00508 [.000200] BRIGHT TIN OVER 0.00127 [.000050] NICKEL.
- 5 PRELIMINARY PART - NOT RELEASED FOR PRODUCTION.
- 6 HOUSING MATERIAL: FLAME RETARDANT THERMOPLASTIC; COLOR-BLACK. POSTS: COPPER ALLOY
- 7 0.00254 [.000100] -0.00508 [.000200] MATTE TIN OVER 0.00127 [.000050] NICKEL.
- 8 HIGH TEMPERATURE CONFIGURATION.
- 9 OBSOLETE PARTS: OBSOLETE CIS STREAMLINING PER D.RENAUD/D.SINISI

101.19 [3.984]	99.06 [3.900]	39	80	9-103330-0
98.65 [3.884]	96.52 [3.800]	38	78	8-103330-9
96.11 [3.784]	93.98 [3.700]	37	76	8-103330-8
93.57 [3.684]	91.44 [3.600]	36	74	8-103330-7
91.03 [3.584]	88.9 [3.500]	35	72	8-103330-6
88.49 [3.484]	86.36 [3.400]	34	70	8-103330-5
85.95 [3.384]	83.82 [3.300]	33	68	8-103330-4
83.41 [3.284]	81.28 [3.200]	32	66	8-103330-3
80.87 [3.184]	78.74 [3.100]	31	64	8-103330-2
78.33 [3.084]	76.2 [3.000]	30	62	8-103330-1
75.79 [2.984]	73.66 [2.900]	29	60	8-103330-0
73.25 [2.884]	71.12 [2.800]	28	58	7-103330-9
70.71 [2.784]	68.58 [2.700]	27	56	7-103330-8
68.17 [2.684]	66.04 [2.600]	26	54	7-103330-7
65.63 [2.584]	63.5 [2.500]	25	52	7-103330-6
63.09 [2.484]	60.96 [2.400]	24	50	7-103330-5
60.55 [2.384]	58.42 [2.300]	23	48	7-103330-4
58.01 [2.284]	55.94 [2.200]	22	46	7-103330-3
55.47 [2.184]	53.34 [2.100]	21	44	7-103330-2
52.93 [2.084]	50.8 [2.000]	20	42	7-103330-1
50.39 [1.984]	48.26 [1.900]	19	40	7-103330-0
47.85 [1.884]	45.72 [1.800]	18	38	6-103330-9
45.31 [1.784]	43.18 [1.700]	17	36	6-103330-8
42.77 [1.684]	40.64 [1.600]	16	34	6-103330-7
40.23 [1.584]	38.1 [1.500]	15	32	6-103330-6
37.69 [1.484]	35.56 [1.400]	14	30	6-103330-5
35.15 [1.384]	33.02 [1.300]	13	28	6-103330-4
32.61 [1.284]	30.48 [1.200]	12	26	6-103330-3
30.07 [1.184]	27.94 [1.100]	11	24	6-103330-2
27.53 [1.084]	25.4 [1.000]	10	22	6-103330-1
24.99 [.984]	22.86 [.900]	9	20	6-103330-0
22.45 [.884]	20.32 [.800]	8	18	5-103330-9
19.91 [.784]	17.78 [.700]	7	16	5-103330-8
17.37 [.684]	15.24 [.600]	6	14	5-103330-7
14.83 [.584]	12.7 [.500]	5	12	5-103330-6
12.29 [.484]	10.16 [.400]	4	10	5-103330-5
9.75 [.384]	7.62 [.300]	3	8	5-103330-4
7.21 [.284]	5.08 [.200]	2	6	5-103330-3
4.67 [.184]	2.54 [.100]	1	4	5-103330-2
2.13 [.084]	—	—	2	5-103330-1

101.19 [3.984]	99.06 [3.900]	39	80	4-103330-1
98.65 [3.884]	96.52 [3.800]	38	78	4-103330-0
96.11 [3.784]	93.98 [3.700]	37	76	3-103330-8
93.57 [3.684]	91.44 [3.600]	36	74	3-103330-7
91.03 [3.584]	88.9 [3.500]	35	72	3-103330-6
88.49 [3.484]	86.36 [3.400]	34	70	3-103330-5
85.95 [3.384]	83.82 [3.300]	33	68	3-103330-4
83.41 [3.284]	81.28 [3.200]	32	66	3-103330-3
80.87 [3.184]	78.74 [3.100]	31	64	3-103330-2
78.33 [3.084]	76.2 [3.000]	30	62	3-103330-1
75.79 [2.984]	73.66 [2.900]	29	60	3-103330-0
73.25 [2.884]	71.12 [2.800]	28	58	2-103330-9
70.71 [2.784]	68.58 [2.700]	27	56	2-103330-8
68.17 [2.684]	66.04 [2.600]	26	54	2-103330-7
65.63 [2.584]	63.5 [2.500]	25	52	2-103330-6
63.09 [2.484]	60.96 [2.400]	24	50	2-103330-5
60.55 [2.384]	58.42 [2.300]	23	48	2-103330-4
58.01 [2.284]	55.94 [2.200]	22	46	2-103330-3
55.47 [2.184]	53.34 [2.100]	21	44	2-103330-2
52.93 [2.084]	50.8 [2.000]	20	42	2-103330-1
50.39 [1.984]	48.26 [1.900]	19	40	2-103330-0
47.85 [1.884]	45.72 [1.800]	18	38	1-103330-9
45.31 [1.784]	43.18 [1.700]	17	36	1-103330-8
42.77 [1.684]	40.64 [1.600]	16	34	1-103330-7
40.23 [1.584]	38.1 [1.500]	15	32	1-103330-6
37.69 [1.484]	35.56 [1.400]	14	30	1-103330-5
35.15 [1.384]	33.02 [1.300]	13	28	1-103330-4
32.61 [1.284]	30.48 [1.200]	12	26	1-103330-3
30.07 [1.184]	27.94 [1.100]	11	24	1-103330-2
27.53 [1.084]	25.4 [1.000]	10	22	1-103330-1
24.99 [.984]	22.86 [.900]	9	20	1-103330-0
22.45 [.884]	20.32 [.800]	8	18	+03330-9
19.91 [.784]	17.78 [.700]	7	16	+03330-8
17.37 [.684]	15.24 [.600]	6	14	103330-7
14.83 [.584]	12.7 [.500]	5	12	+03330-6
12.29 [.484]	10.16 [.400]	4	10	+03330-5
9.75 [.384]	7.62 [.300]	3	8	+03330-4
7.21 [.284]	5.08 [.200]	2	6	+03330-3
4.67 [.184]	2.54 [.100]	1	4	+03330-2
2.13 [.084]	—	—	2	+03330-1

REMARKS	PLATING	C	B	A	NO OF POSN	PART NUMBER

THIS DRAWING IS A CONTROLLED DOCUMENT.		DIN J.MARTINELLI 19OCT92		TE Connectivity	
DIMENSIONS: mm [INCHES]		TOLERANCES UNLESS OTHERWISE SPECIFIED:		APPROVED BY: JOHN KNITTLE 23NOV92	
0 PLC	± .01	1 PLC	± .01	NAME: B. FLINCHBAUGH 23NOV92	
2 PLC	± .01	3 PLC	± 0.13 [.005]	APPLICATION SPEC	
4 PLC	± .01	ANGLES	± .01	SIZE: A1	
MATERIAL: SEE TABLE		FINISH: SEE TABLE		WEIGHT: —	
CUSTOMER DRAWING		SCALE: 4:1		SHEET 1 OF 1	
DRAWING NO: 00779		DRAWING NO: 103330		REV: M7	