



circuit breaker 3VA6 UL frame 250 breaking capacity class M 35kA @ 480V 3-pole, line protection ETU830, LIG, In=250A overload protection Ir=100A...250A short-circuit protection Ii=1.5...10 x In ground-fault protection Ig=0.2...1 x In, tg=0.05-0.8s without connection

| Model | |
|---|---|
| product brand name | SENTRON |
| product designation | Molded-case circuit breaker |
| product designation / according to UL file | MFAE-Y |
| Product version | System protection |
| design of the load switch / acc. to UL 489 / Heating, Air Conditioning, and Refrigeration circuit breaker (HACR Type) | Yes |
| design of the overcurrent release | ETU830 |
| protection function of the overcurrent release | LIG |
| number of poles | 3 |
| General technical data | |
| Tension assignée d'isolement Ui | 600 V |
| power loss [W] / maximum | 42 W |
| Active power loss / for rated value of the current / at AC / in hot operating state / per pole | 14 W |
| mechanical service life (switching cycles) / typical | 20 000 |
| Electrical endurance (switching cycles) / at AC-1 / at 380/415 V 50/60 Hz | 6 000 |
| Electrical endurance (switching cycles) / at AC-1 / at 690 V 50/60 Hz | 3 000 |
| electrical endurance (switching cycles) / at 480 V | 6 000 |
| electrical endurance (switching cycles) / at 600 V | 7 500 |
| Neutral conductors / upgradeable/retrofitable | No |
| ground-fault monitoring version | Summation current formation L-conductor |
| product function | |
| • communication function | Yes |
| • other measurement function | Yes |
| Current | |
| marking / acc. to UL 489 / 100%-rated breaker | No |
| operational current | |
| • at 55 °C | 238 A |
| • at 60 °C | 225 A |
| • at 65 °C | 213 A |
| • at 70 °C | 200 A |
| Switching capacity according to IEC 60947 | |
| switching capacity class of the circuit breaker | M |
| breaking capacity maximum short-circuit current (Icu) | |
| • at 240 V | 85 kA |

| | |
|--|------------------------------------|
| <ul style="list-style-type: none"> • at 415 V • at 690 V | 55 kA 3 kA |
| breaking capacity operating short-circuit current (Ics) <ul style="list-style-type: none"> • at 240 V • at 415 V • at 690 V | 85 kA 55 kA 3 kA |
| short-circuit current making capacity (Icm) <ul style="list-style-type: none"> • at 240 V • at 415 V • at 690 V | 187 kA 121 kA 4.5 kA |
| Switching capacity according to UL 489 | |
| breaking capacity current <ul style="list-style-type: none"> • at 240 V • at 480 V • at 600 Y/347 V • at 600 V | 100 kA 35 kA 18 kA 18 kA |
| Adjustable parameters | |
| Adjustable response value current / I _g min. | 100 A |
| Adjustable response value current / I _g min. | 250 A |
| Adjustable response value current / I _i min. | 375 A |
| Adjustable response value current / I _i max. | 2 500 A |
| Ground fault protection / tripping switchable / I _{2t} =ON/OFF | Yes |
| Adjustable response value current / I _g min. | 50 A |
| Adjustable response value current / I _g max. | 250 A |
| Adjustable response value current / t _g min. | 0.05 s |
| Adjustable response value current / I _g min. | 0.8 s |
| Mechanical Design | |
| height [in] | 7.8 in |
| Height | 198 mm |
| width [in] | 4.1 in |
| Width | 105 mm |
| depth [in] | 3.4 in |
| depth | 86 mm |
| Connections | |
| arrangement of electrical connectors / for main current circuit | Without connection |
| type of electrical connection / for main current circuit | Without |
| Auxiliary circuit | |
| number of CO contacts / for auxiliary contacts | 0 |
| Accessories | |
| product extension / optional / motor drive | Yes |
| Environmental conditions | |
| protection class IP / on the front | IP40 |
| ambient temperature <ul style="list-style-type: none"> • during operation / minimum • during operation / maximum • during storage / minimum • during storage / maximum | -25 °C 70 °C -40 °C 80 °C |
| Certificates | |
| reference code / acc. to IEC 81346-2 | Q |
| certificate of suitability / as approval for NAVAL (no combat vessels) / supplement SB | Yes |
| General Product Approval | |



General Product Approval

EMC

Declaration of
Conformity

Shipping Approval

[Miscellaneous](#)



Shipping
Approval

other



[Miscellaneous](#)

Further information

Information- and Downloadcenter (Catalogs, Brochures,...)

<http://www.siemens.com/lowvoltage/catalogs>

Industry Mall (Online ordering system)

<https://mall.industry.siemens.com/mall/en/en/Catalog/product?mlfb=3VA6225-5KM31-0AA0>

Service&Support (Manuals, Certificates, Characteristics, FAQs,...)

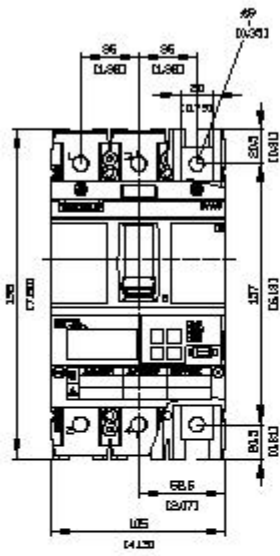
<https://support.industry.siemens.com/cs/ww/en/ps/3VA6225-5KM31-0AA0>

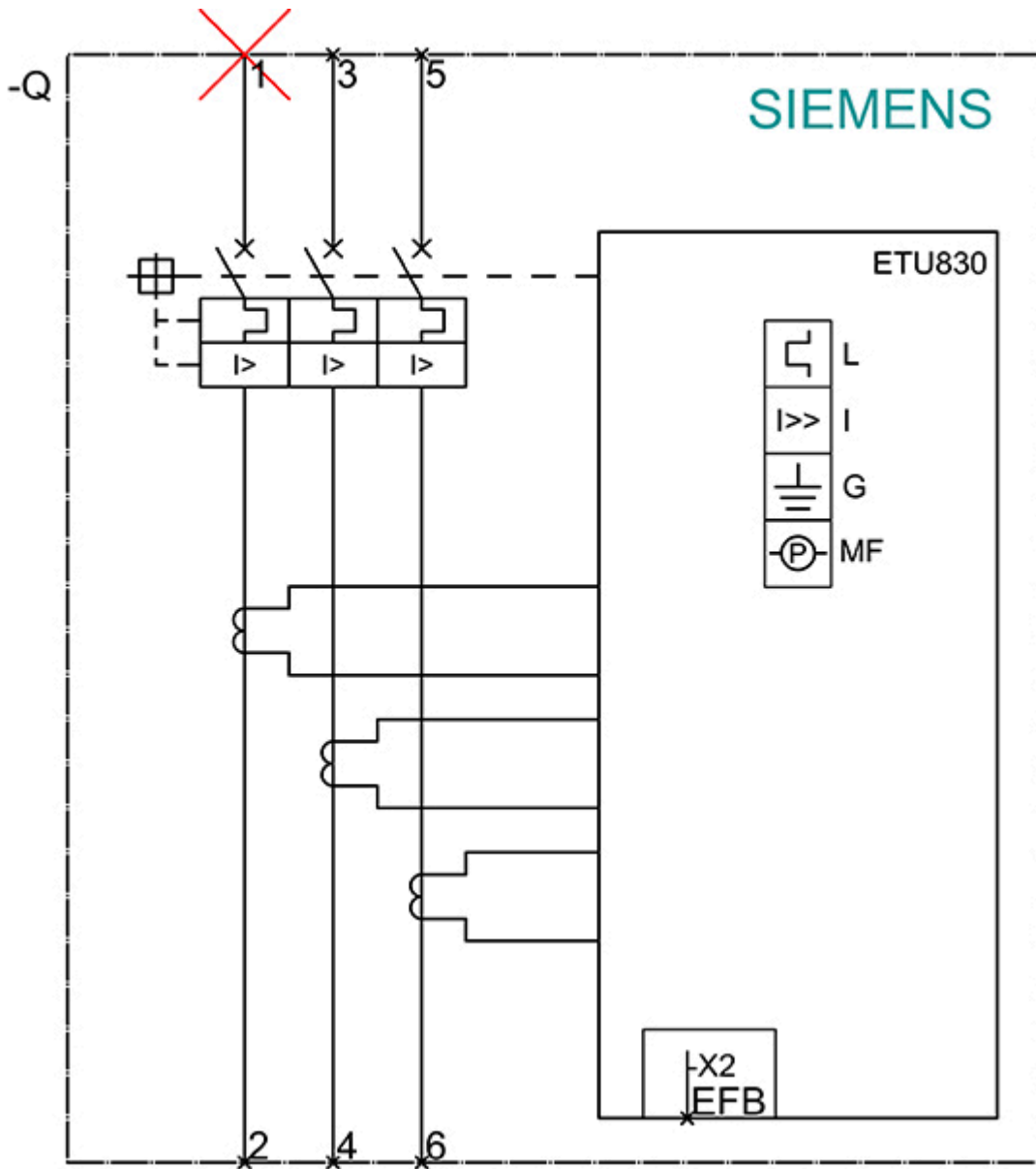
Image database (product images, 2D dimension drawings, 3D models, device circuit diagrams, ...)

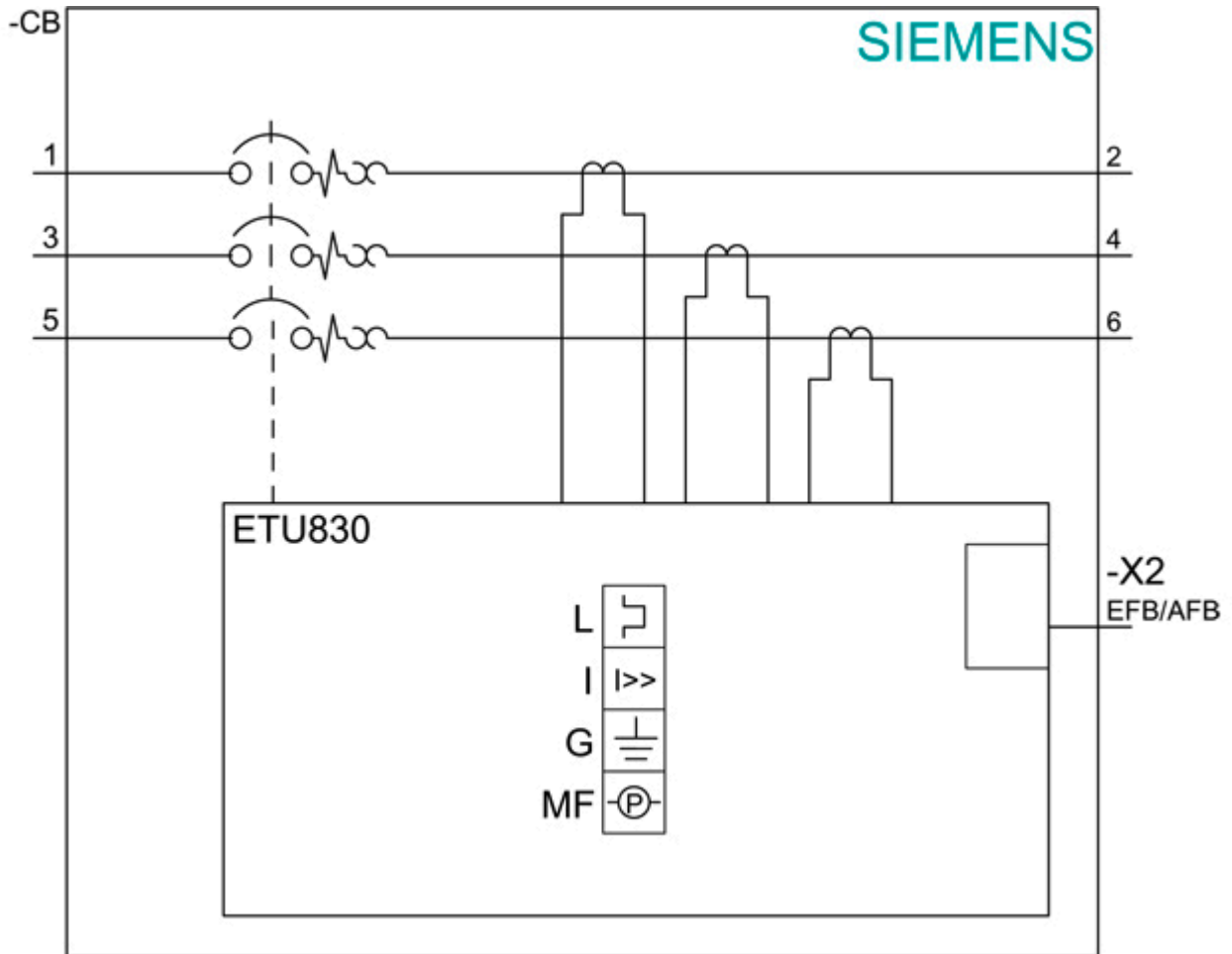
http://www.automation.siemens.com/bilddb/cax_en.aspx?mlfb=3VA6225-5KM31-0AA0

Tender specifications

<http://www.siemens.com/specifications>







last modified:

12/18/2020