









Type KDT/Z cable entry grommets (standard)



PRODUCT INFORMATION

The cable entry grommet KDT/Z allows the fitting of cables from 3 – 29 mm in size in the cable entry system KDL. Strain relief can be provided quickly and easily for cables using cable ties.

SPECIFICATIONS

	Thermoplastic rubber
	-40 – 80 °C transient / short term 100 °C
	HB
	
	
	
	
	

Type	Order No.	Colour	for Ø mm	For opening small / large	No. of openings	Suitable for Conduit	Pack qty.
Grommet, small							
KDT/Z 03	87171212	Black	3 – 4	• / -	1		10
KDT/Z 04	87171214	Black	4 – 5	• / -	1		10
KDT/Z 05	87171216	Black	5 – 6	• / -	1		10
KDT/Z 06	87171218	Black	6 – 7	• / -	1		10
KDT/Z 07	87171220	Black	7 – 8	• / -	1		10
KDT/Z 08	87171222	Black	8 – 9	• / -	1		10
KDT/Z 09	87171224	Black	9 – 10	• / -	1		10
KDT/Z 10	87171226	Black	10 – 11	• / -	1		10
KDT/Z 11	87171228	Black	11 – 12	• / -	1		10
KDT/Z 12	87171230	Black	12 – 13	• / -	1		10
KDT/Z 13	87171232	Black	13 – 14	• / -	1		10
KDT/Z 14	87171234	Black	14 – 15	• / -	1		10
KDT/Z 15	87171236	Black	15 – 16	• / -	1		10
Double cable grommet							
KDT/Z 2x3-4	87175250	Black	3	• / -	2		10
KDT/Z 2x4-5	87175252	Black	4	• / -	2		10
KDT/Z 2x5-6	87175254	Black	5	• / -	2		10
KDT/Z 2x6-7	87175256	Black	6	• / -	2		10
Grommet, large							
KDT/Z 16	87171412	Black	16 – 17	- / •	1		10
KDT/Z 17	87171414	Black	17 – 18	- / •	1		10
KDT/Z 18	87171416	Black	18 – 19	- / •	1		10
KDT/Z 19	87171418	Black	19 – 20	- / •	1		10
KDT/Z 20	87171420	Black	20 – 21	- / •	1		10

Type KDT/Z cable entry grommets (standard)

KDL cable entry system

Type	Order No.	Colour	for Ø mm	For opening small / large	No. of openings	Suitable for Conduit	Pack qty.
KDT/Z 21	87171422	Black	21 – 22	- / •	1		10
KDT/Z 22	87171424	Black	22 – 23	- / •	1		10
KDT/Z 23	87171426	Black	23 – 24	- / •	1		10
KDT/Z 24	87171428	Black	24 – 25	- / •	1		10
KDT/Z 25	87171430	Black	25 – 26	- / •	1		10
KDT/Z 26	87171432	Black	26 – 27	- / •	1		10
KDT/Z 27	87171434	Black	27 – 28	- / •	1		10
KDT/Z 28	87171436	Black	28 – 29	- / •	1		10
Double cable grommet (IP 40)							
KDT/Z 2x4	87175214	Black	3.5 – 4	• / -	2		10
KDT/Z 2x6	87175218	Black	5.5 – 6	• / -	2		10
Dummy grommet							
BTK 17 (dummy grommet)	87171210	Black		• / -	0		10
BTG 32 (dummy grommet)	87171410	Black		- / •	0		10
Grommet adapter (adapter for small grommet)							
ATG (adapter grommet)	87171610	Black		- / •	1		10
ASI bushing (for ASI cable)							
KDT/ASI	87171238	Black		• / -	1	ASI line	10
Cable protection conduit/grommet							
SDT/Z 07	87172210	Black		• / -	1	M10/P07	10
SDT/Z 09	87172212	Black		• / -	1	M12/P09	10
SDT/Z 11	87172214	Black		• / -	1	M16/P11	10
SDT/Z 16	87172216	Black		- / •	1	M20/P16	10
SDT/Z 21	87172218	Black		- / •	1	M25/P21	10

DIMENSION TABLE

Type	Order No.
Grommet, small	
KDT/Z 03	87171212
KDT/Z 04	87171214
KDT/Z 05	87171216
KDT/Z 06	87171218
KDT/Z 07	87171220
KDT/Z 08	87171222
KDT/Z 09	87171224
KDT/Z 10	87171226
KDT/Z 11	87171228
KDT/Z 12	87171230
KDT/Z 13	87171232

Type KDT/Z cable entry grommets (standard)

Type	Order No.
KDT/Z 14	87171234
KDT/Z 15	87171236
Double cable grommet	
KDT/Z 2x3-4	87175250
KDT/Z 2x4-5	87175252
KDT/Z 2x5-6	87175254
KDT/Z 2x6-7	87175256
Grommet, large	
KDT/Z 16	87171412
KDT/Z 17	87171414
KDT/Z 18	87171416
KDT/Z 19	87171418
KDT/Z 20	87171420
KDT/Z 21	87171422
KDT/Z 22	87171424
KDT/Z 23	87171426
KDT/Z 24	87171428
KDT/Z 25	87171430
KDT/Z 26	87171432
KDT/Z 27	87171434
KDT/Z 28	87171436
Double cable grommet (IP 40)	
KDT/Z 2x4	87175214
KDT/Z 2x6	87175218
Dummy grommet	
BTK 17 (dummy grommet)	87171210
BTG 32 (dummy grommet)	87171410
Grommet adapter (adapter for small grommet)	
ATG (adapter grommet)	87171610
ASI bushing (for ASI cable)	
KDT/ASI	87171238
Cable protection conduit/grommet	
SDT/Z 07	87172210
SDT/Z 09	87172212
SDT/Z 11	87172214
SDT/Z 16	87172216
SDT/Z 21	87172218

Type KDT/Z cable entry grommets (standard)

MATERIAL PROPERTIES



Thermoplastic rubber



Temperature / temperature range
-40 – 80 °C transient / short term 100 °C

FIRE BEHAVIOUR



Fire classification
HB

APPROVALS AND OPERATING PERMITS



GL approval

TECHNICAL INFORMATION



LABS free



UV-resistant

CONFORMITY



RoHS (EC Directive 202/95/EC)

GENERAL INFORMATION



Made in Germany

All details given in our sales material prospectuses and catalogues as well as the information available online are based on our current knowledge of the products described.

The electronic data and files made available by Murrplastik, particularly CAD files are based on our current knowledge of the product described.

A legally binding assurance of certain properties or the suitability for a certain purpose can not be determined from this information.

All information with respect to the chemical and physical properties of Murrplastik products as well as application advice given verbally, in writing or by tests, is given to the best of our knowledge.

This does not free the purchaser of carrying out their own inspections and tests in order to determine the suitability of a product for a specific purpose.

Murrplastik accepts no responsibility for the available information being up-to-date, correct or complete. Neither do we accept responsibility for the quality of this information.

Murrplastik accepts no liability for damage caused as a result of using our products.

Murrplastik reserves the right to make technical changes and improvements through constant further development of products and services.

Our General Terms and Conditions apply.