

DT04-12PA-P030 ✓ ACTIVE

DEUTSCH | DEUTSCH DT

TE Internal #: DT04-12PA-P030

Housing for Male Terminals, Bus Bar-to-Wire, 12 Position, .359 in [9.12 mm] Centerline, Sealable, Gray, Bus Bar / Wire & Cable, DEUTSCH DT

[View on TE.com >](#)



Connectors > Automotive Connectors > Automotive Housings > DEUTSCH DT Receptacle Connectors



Connector & Housing Type: **Housing for Male Terminals**

Mating Pin Diameter: **1.59 mm [.063 in]**

Connector System: **Bus Bar-to-Wire**

Number of Positions: **12**

Centerline (Pitch): **9.12 mm [.359 in]**

[All DEUTSCH DT Receptacle Connectors \(241\)](#)

Features

Product Type Features

Connector Shape	Rectangular
Connector & Housing Type	Housing for Male Terminals
Connector System	Bus Bar-to-Wire
Sealable	Yes
Hybrid Connector	No
Primary Locking Feature	Integrated in Housing
Connector & Contact Terminates To	Bus Bar, Wire & Cable

Configuration Features

Blank Cavity Position	0
Connector Modification	(4) 3 Pin Busses
Number of Positions	12
Number of Rows	2

Electrical Characteristics

Operating Voltage	250 VAC
Nominal Voltage Architecture	12 V, 24 V, 48 V

Body Features

Cable Exit Angle	180°
------------------	------



Primary Product Color	Gray
-----------------------	------

Connector & Keying Code	A
-------------------------	---

Contact Features

Contact Type	Pin
--------------	-----

Mating Pin Diameter	1.59 mm [.063 in]
---------------------	-------------------

Contact Current Rating (Max)	13 A
------------------------------	------

Mechanical Attachment

Terminal Position Assurance	Yes
-----------------------------	-----

Strain Relief	Add By Accessory
---------------	------------------

Mating Alignment Type	Keyed
-----------------------	-------

Mating Alignment	With
------------------	------

Connector Mounting Type	Bus Bar Mount
-------------------------	---------------

Housing Features

Housing Material	PA GF
------------------	-------

Centerline (Pitch)	9.12 mm [.359 in]
--------------------	-------------------

Dimensions

Connector Height	22.25 mm [.876 in]
------------------	--------------------

Product Width	40.56 mm [1.597 in]
---------------	---------------------

Product Length	51.89 mm [2.043 in]
----------------	---------------------

Row-to-Row Spacing	4.45 mm [.175 in]
--------------------	-------------------

Usage Conditions

Operating Temperature (Max)	125 °C [257 °F]
-----------------------------	-----------------

Operating Temperature Range	-55 – 125 °C [-67 – 257 °F]
-----------------------------	-----------------------------

Operation/Application

Circuit Application	Power & Signal
---------------------	----------------

Industry Standards

Degree of Protection	IP68, IP6K9K
----------------------	--------------

Agency/Standard	SAE J2030
-----------------	-----------

UL Flammability Rating	Not tested
------------------------	------------

Packaging Features

Packaging Quantity	250
--------------------	-----



Packaging Method Box

Other

Serviceable Yes

Connector Position Assurance Capable No

Product Compliance

[For compliance documentation, visit the product page on TE.com>](#)

EU RoHS Directive 2011/65/EU Compliant

EU ELV Directive 2000/53/EC Compliant

China RoHS 2 Directive MIIT Order No 32, 2016 No Restricted Materials Above Threshold

EU REACH Regulation (EC) No. 1907/2006 Current ECHA Candidate List: JAN 2023 (233)
Candidate List Declared Against: JAN 2023 (233)
Does not contain REACH SVHC

Halogen Content Not Low Halogen - contains Br or Cl > 900 ppm.

Solder Process Capability Not reviewed for solder process capability

Product Compliance Disclaimer

This information is provided based on reasonable inquiry of our suppliers and represents our current actual knowledge based on the information they provided. This information is subject to change. The part numbers that TE has identified as EU RoHS compliant have a maximum concentration of 0.1% by weight in homogenous materials for lead, hexavalent chromium, mercury, PBB, PBDE, DBP, BBP, DEHP, DIBP, and 0.01% for cadmium, or qualify for an exemption to these limits as defined in the Annexes of Directive 2011/65/EU (RoHS2). Finished electrical and electronic equipment products will be CE marked as required by Directive 2011/65/EU. Components may not be CE marked. Additionally, the part numbers that TE has identified as EU ELV compliant have a maximum concentration of 0.1% by weight in homogenous materials for lead, hexavalent chromium, and mercury, and 0.01% for cadmium, or qualify for an exemption to these limits as defined in the Annexes of Directive 2000/53/EC (ELV). Regarding the REACH Regulation, the information TE provides on SVHC in articles for this part number is based on the latest European Chemicals Agency (ECHA) 'Guidance on requirements for substances in articles' posted at this URL: <https://echa.europa.eu/guidance-documents/guidance-on-reach>

Compatible Parts



TE Part # CAT-D487-P729
Dust Caps — DEUTSCH DT



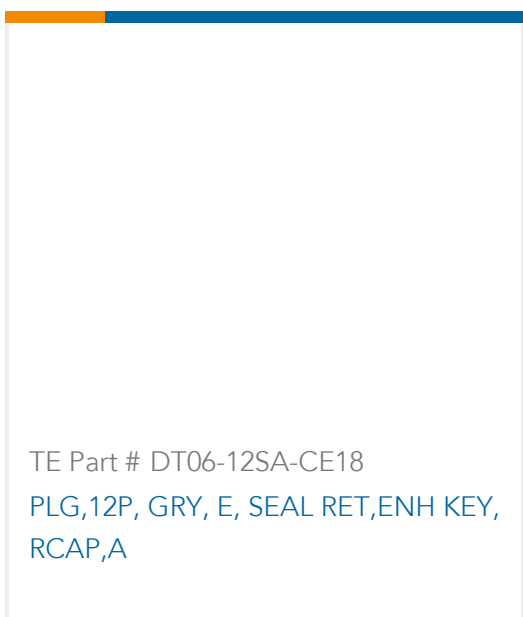
TE Part # CAT-J41-DDPC
DEUTSCH DT Plug Connectors



TE Part # CAT-D487-M8649
DEUTSCH DT Mounting Clips



TE Part # 1924487-2
MOUNTING CLIP, AMPSEAL 16




TE Part # DT06-12SA-CE18
PLG,12P, GRY, E, SEAL RET,ENH KEY,
RCAP,A

Also in the Series | DEUTSCH DT



Automotive Connector Caps & Covers
(107)



Automotive Connector Locks & Position Assurance(74)



Automotive Housings(618)




Automotive Seals & Cavity Plugs(5)



Insertion & Extraction Tools(3)



Other Automotive Connector Accessories(16)



PCB Headers & Receptacles(102)

Customers Also Bought



TE Part #HD36-24-23PE
DEUTSCH HD30 Housings



TE Part #DT04-08PA-P028
DEUTSCH DT Receptacle Connectors

Documents

Product Drawings

REC, 12P, GRY, BUSBAR 4X3, NICKEL, A

English

CAD Files

3D PDF

3D



Customer View Model

[ENG_CVM_CVM_DT04-12PA-P030_A.2d_dxf.zip](#)

English

Customer View Model

[ENG_CVM_CVM_DT04-12PA-P030_A.3d_igs.zip](#)

English

Customer View Model

[ENG_CVM_CVM_DT04-12PA-P030_A.3d_stp.zip](#)

English

By downloading the CAD file I accept and agree to the [Terms and Conditions](#) of use.

Datasheets & Catalog Pages

[ICT Terminals and Connectors Catalogue](#)

English

[CONNECTOR SELECTOR](#)

English

Product Specifications

[Application Specification](#)

English