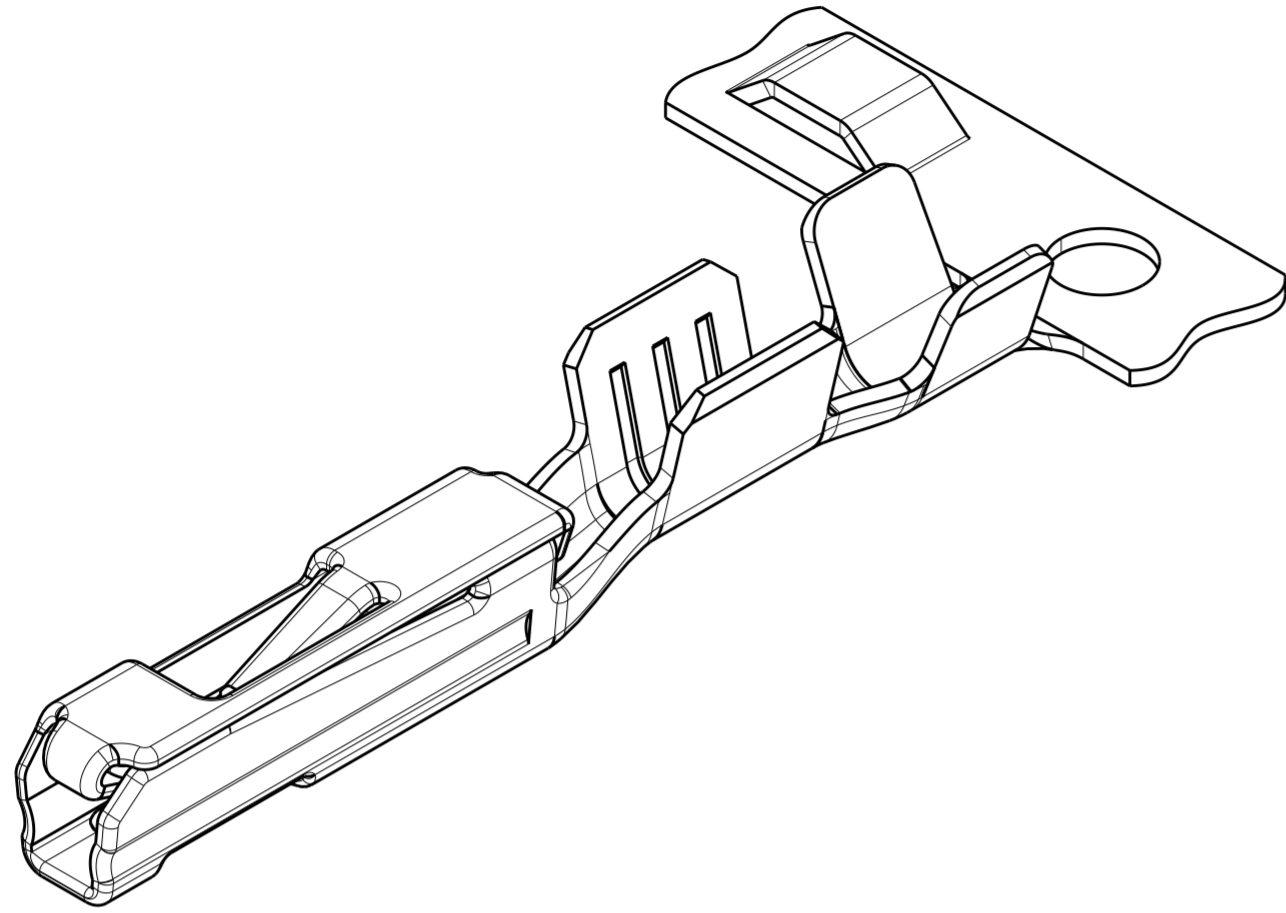


THIS DRAWING IS UNPUBLISHED. RELEASED FOR PUBLICATION 20
 © COPYRIGHT 20 BY - ALL RIGHTS RESERVED.

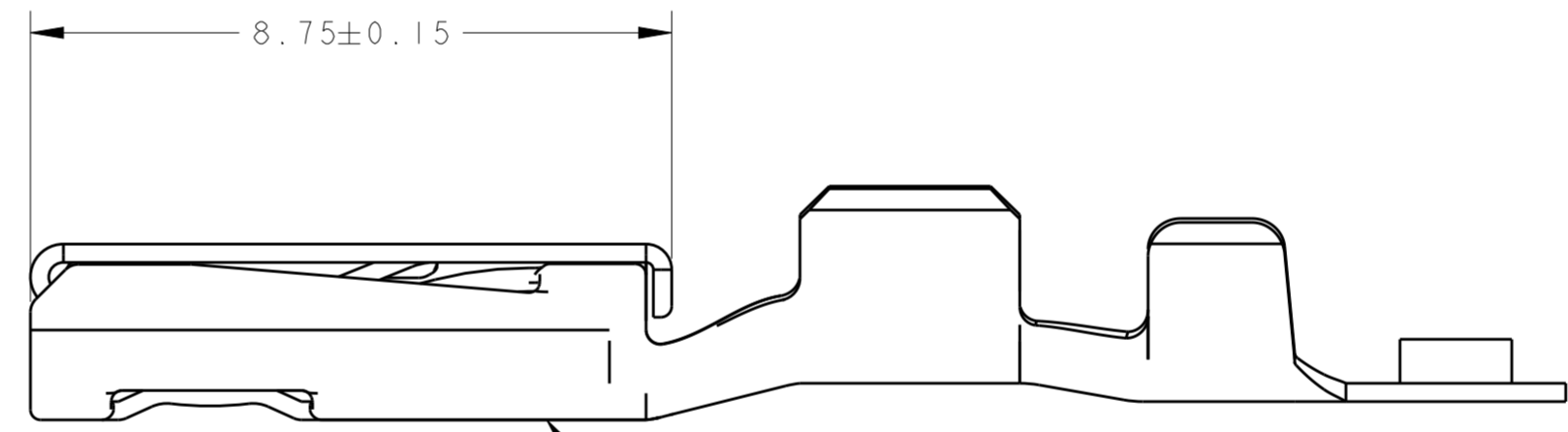
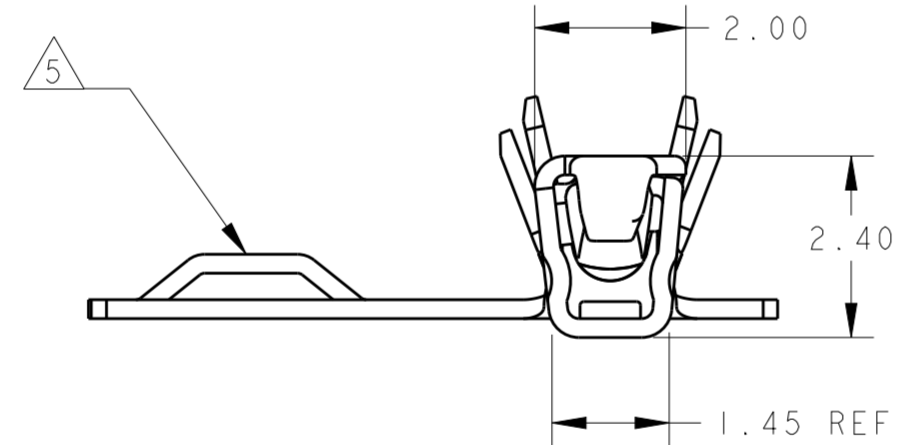
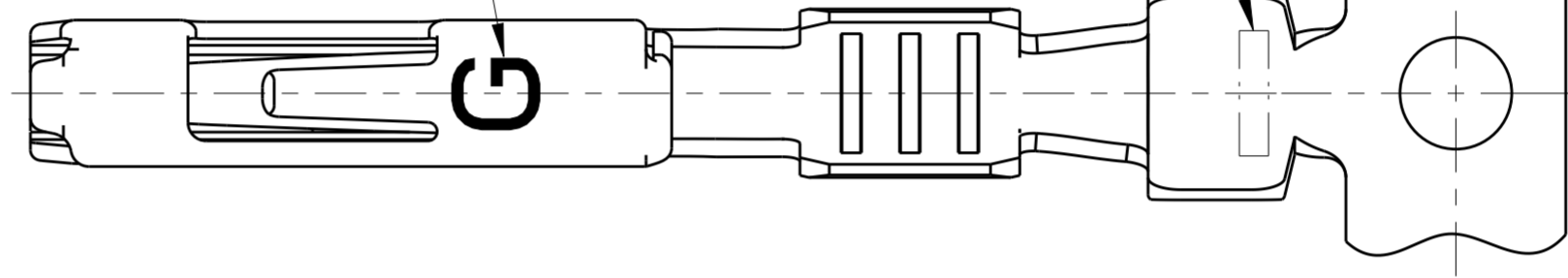
REVISIONS				
P	LTR	DESCRIPTION	DATE	APVD
D		REV PER ECO-20-003456	15APR2020	RGV KF



GOLD INDICATOR
 (ON BOTTOM
 [OPPOSITE SIDE OF BOX]
 CORRECT ORIENTATION)

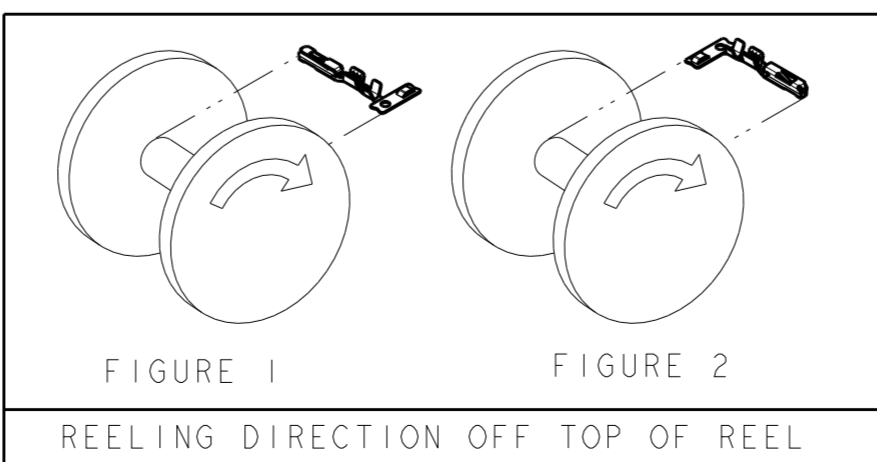
WEEK CODE
 FAR SIDE

3.00±0.15
 1.50±0.15



SHUNT CONTACT
 PLATING AREA

- 1 FINISH: PLATED 0.00076 MIN THICK GOLD IN MATING AREA WITH 0.0025 MIN THICK TIN IN WIRE CRIMP AREA, ALL OVER 0.002 MIN THICK NICKEL,
- 2 FINISH: PLATED 0.00076 MIN THICK GOLD IN MATING AREA, PLATED 0.00038 MIN THICK GOLD IN SHUNT CONTACT PLATING AREA WITH 0.0025 MIN THICK TIN IN WIRE CRIMP AREA, ALL OVER 0.002 MIN THICK NICKEL.
- 3. NOTE DELETED.
- 4 PART LUBRICATED WITH CHEMLUBE 1102
- 5 FEATURE ON CARRIER STRIP IS RAISED ON GOLD PLATED PRODUCT. FEATURE APPEARS ADJACENT TO EVERY OTHER CONTACT MIN.
- 6 SEE FIGURE 1 FOR REELING DIRECTION.
- 7 SEE FIGURE 2 FOR REELING DIRECTION.
- 8. FOR LEVER ASSISTED CONNECTORS WITH SIDE SLIDE ACTION THE ALLOWABLE WIRE BRUSH LENGTH RANGE IS 0.10-0.70MM.



REELING	LUBRICATION	FINISH	WIRE SIZE	PART NUMBER
7	4	2	22	1326028-8
			18-20	1326028-7
6	4	1	22	1326028-6
			18-20	1326028-5
6	4	2	22	1326028-4
			18-20	1326028-3
6	4	1	22	1326028-2
			18-20	1326028-1

THIS DRAWING IS A CONTROLLED DOCUMENT.

DWN J R SHUEY 02SEP99
 CHK J M MYER 02SEP99
 APVD K DENLINGER 02SEP99

STE TE Connectivity

CONTACT, FEMALE, 0.64mm GOLD PLATED

SIZE A2 CAGE CODE 07779 DRAWING NO. C-1326028

MATERIAL 0.25 THK COPPER ALLOY TOLERANCES UNLESS OTHERWISE SPECIFIED: 0 PLC ±, 1 PLC ±, 2 PLC ±0.20, 3 PLC ±, 4 PLC ±, ANGLES ±3°, FINISH -

PRODUCT SPEC 108-2220
 APPLICATION SPEC 114-13006

Customer Drawing SCALE 10:1 SHEET 1 OF 1 REV D