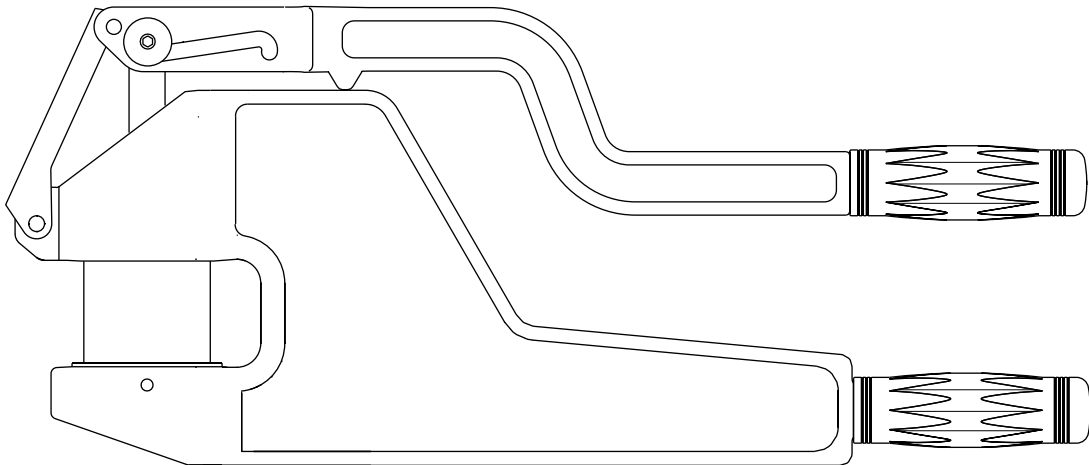


INSTRUCTION MANUAL



713 Plumbers Stud Punch



Read and understand all of the instructions and safety information in this manual before operating or servicing this tool.

IMPORTANT SAFETY INFORMATION



**SAFETY
ALERT
SYMBOL**

This symbol is used to call your attention to hazards or unsafe practices which could result in an injury or property damage. The signal word, defined below, indicates the severity of the hazard. The message after the signal word provides information for preventing or avoiding the hazard.

⚠ DANGER

Immediate hazards which, if not avoided, WILL result in severe injury or death.

⚠ WARNING

Hazards which, if not avoided, COULD result in severe injury or death.

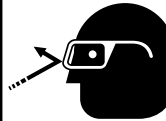
⚠ CAUTION

Hazards or unsafe practices which, if not avoided, MAY result in injury or property damage.



⚠ WARNING

Electric shock hazard. This is not an insulated tool. Contact with live circuits can result in severe injury or death.



⚠ WARNING

Wear eye protection when using this tool.
Failure to wear eye protection can result in serious eye injury from flying debris.

⚠ CAUTION

Do not add extensions (cheaters) to the handles. Using excessive force can result in injury or damage to the tool. If excessive force is required to complete a punch, verify that the type and thickness of material do not exceed the capacity of the tool.

⚠ CAUTION

- Inspect the tool prior to use. Replace worn, damaged, or missing components with Greenlee replacement parts. A damaged or improperly assembled tool can break.
- Use this tool for manufacturer's intended use only. Use other than that which is described in this manual can result in injury or damage to the tool.

IMPORTANT

Do not use on heavier than 20 gauge mild steel.

KEEP THIS MANUAL

Description

The Greenlee 713 Plumbers Stud Punch is intended to punch round holes in 20 gauge steel studs.

The 713 punches a 66.9 mm (2-5/8") diameter hole to accommodate a 2" inside diameter PVC white or CPVC gray schedule 40 pipe.

Safety

Safety is essential in the use and maintenance of Greenlee tools and equipment. This instruction manual and any decals on the tool provide information for avoiding hazards and unsafe practices related to the use of this tool. Observe all of the safety information provided.

Purpose

This instruction manual is intended to familiarize operators and maintenance personnel with the safe operation and maintenance procedures for the Greenlee 713 Plumbers Stud Punch. This manual should be kept available to all operating and maintenance personnel.

Operation

1. Hold the C-head handle securely. Push the slotted handle forward, using the slot to extend the handle.
2. Spread the handles apart to lift the punch and clear the opening in the C-head.
3. Position the punch on the metal stud.
4. Pull the slotted handle back, using the slot.
5. When the handle reaches the end of the slot and the punch shaft and link are at their closest position, punch the hole.
6. Push the slotted handle forward using the slot to raise the punch in the C-head to clear and remove the tool from the stud.

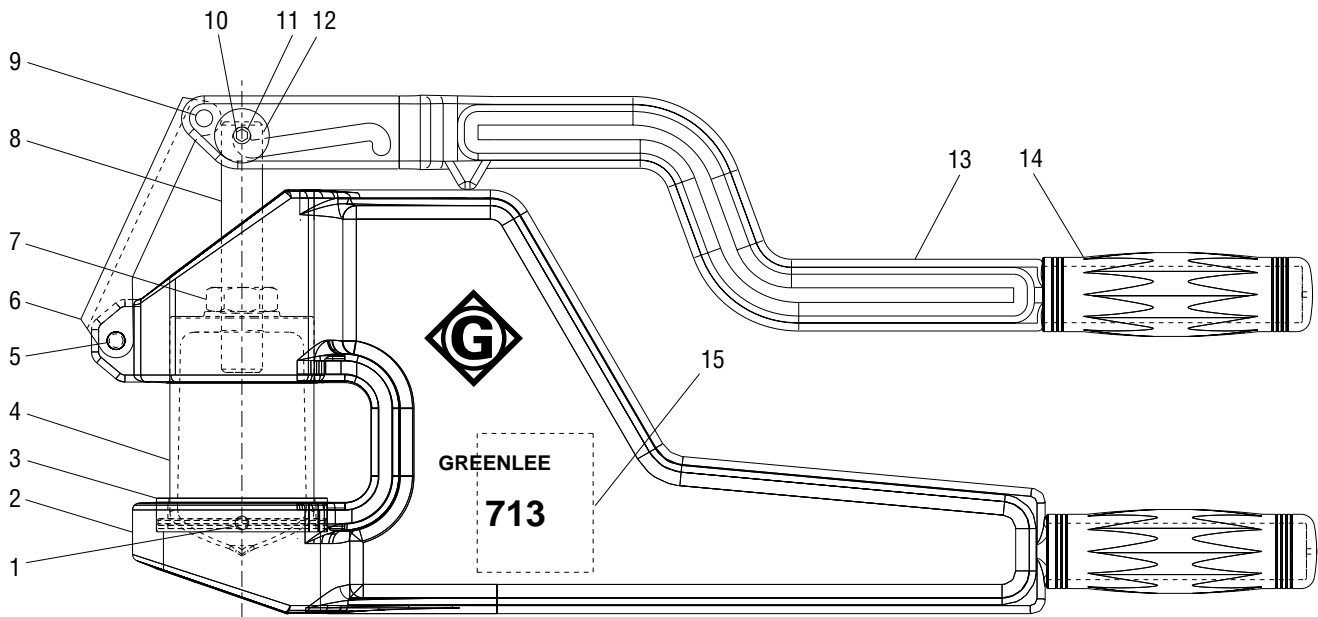
Note: This tool will punch to its rated capacity with approximately 200 newtons (45 pounds) of handle force. If excessive force is required, stop and inspect the tool and the material.

Maintenance

Lubricate all moving parts with a lightweight oil or Molykote® lubricant.

Molykote is a registered trademark of Dow Corning Corporation.

Exploded View and Parts List



KEY	UPC NO. 78-3310-	PART NO.	DESCRIPTION	QTY.
1	50617	905 0617.0	Screw, 1/4-20 UNC set	1
2	10465	501 0465.9	C-head unit (includes one of item 14)	1
3	08379	500 8379.1	Die	1
4	08377	500 8377.5	Punch	1
5	55315	905 5315.2	Pin, spiral, .312 x .875	1
6	08375	500 8375.9	Link	1
7	54847	905 4847.7	Nut, 3/4-16 hex	1
8	08376	500 8376.7	Shaft, punch	1
9	55316	905 5316.0	Pin, groove, .312 x 1.75	1
10*	51762	905 1762.8	Screw, socket head, 6-32 x .38	2
11*	08382	500 8382.1	Standoff	1
12*	08383	500 8383.0	Washer	2
13	10466	501 0466.7	Handle unit (includes one of item 14)	1
14	51174	905 1174.3	Grip	2
15	08384	500 8384.8	Decal, identification	1
*	10467	501 0467.5	Pin kit (includes items marked with an asterisk)	

GREENLEE TEXTRON

Greenlee Textron / Subsidiary of Textron Inc.

4455 Boeing Drive, Rockford, IL 61109-2988 USA

Customer Service (International): 815/397-7070 • Fax: 815/397-9247

Customer Service (North America): 800/435-0786 • USA Fax: 800/451-2632, 815/397-1865

Canada Fax: 800/524-2853

www.greenlee.textron.com