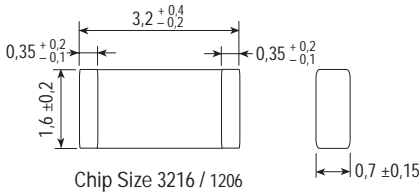


3216 / No. 441

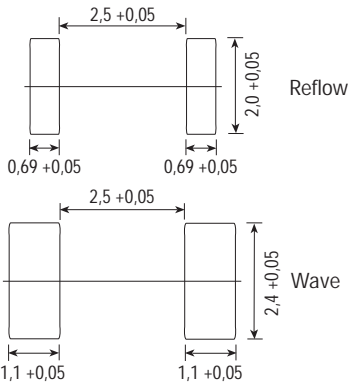


Dimensions (mm)



Pad Layout

Solder the fuse with the marked side facing up



UL 248-14, 32V, F

Time-Current Characteristic

Quick Acting (F)

Standard

UL 248-14
CSA C22.2 No. 248.14

Approvals

cULus Recognized: File No. E 67006

Features

- Reliable thin film melting element
- Flame resistant ceramic substrate
- Low voltage drop
- Reduced PCB space requirements
- Internationally approved
- Stable thermal characteristics under varying operating temperatures

WebLinks

Data Sheet

www.wickmann.com/products/441.pdf

Approval Certificates

www.wickmann.com/approvals

Time-Current Curve

Page 69
www.wickmann.com/itcurves

Packaging

Page 119
www.wickmann.com/pack

Specifications

Packaging

000: Blister Tape (3000 pcs.)

Materials

Housing: Ceramic substrate
Element: Thin film
Terminals: Tinned, metallized

Operating Temperature

-40°C to +85°C (consider de-rating)

Climatic Category

-40°C/+85°C/21 days (IEC 60068-2-1...3)

Stock Conditions

+10°C to +60°C
relative humidity ≤ 75% yearly average,
without dew, maximum value for 30 days-95%

Vibration Resistance

24 cycles at 15 min. each (IEC 60068-2-6)
10 - 60Hz at 0.75mm amplitude
60 - 2000Hz at 10g acceleration

Solderability

235°C, 2 sec. (IEC 60068-2-58)

Soldering Heat Resistance

260°C, 10 sec. (IEC 60068-2-58)

Recommended Solder Glue

Grace Amicon 125 F

Minimum Cross Section, Copper

Conducting path - 0.1mm²
Thickness - 0.035mm

Mounting

Solder the fuse with the marked side facing up
Avoid circuit traces below the fuse


Marking

Current Rating

Unit Weight




0.04g (approx.)

Limits for Pre-arcing Time

Rated Current	2.5 x I _{Rated} 
80mA ... 500mA	< 5s



Permissible continuous operating current I_s ≤ 70% at ambient temperature of 23°C (73.4°F).

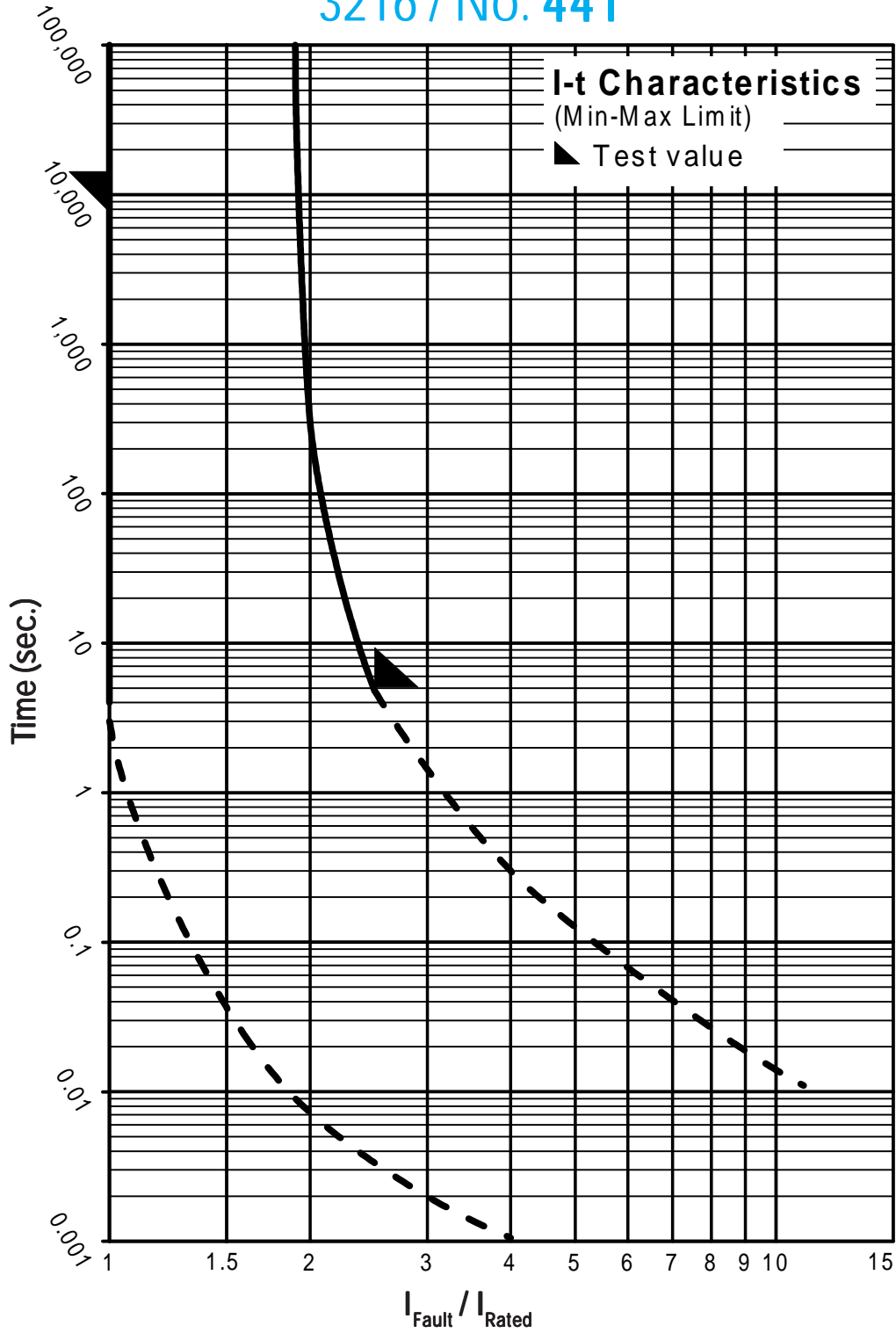
Rated Current ¹	Amp Code	Voltage Rating	Breaking Capacity	Voltage Drop 1.0 x I _{Rated} typ. (mV) 	Power Dissipation 1.0 x I _{Rated} max. (mW) 	Melting Integral 10 x I _{Rated} max. (A ² s) 	Approvals cULus
80mA	0080	32V		455	52	0.00004	•
125mA	0125	32V		402	75	0.00007	•
160mA	0160	32V	50A / 32VAC/DC	429	96	0.0001	•
200mA	0200	32V	50-60Hz	430	120	0.0005	•
315mA	0315	32V	cos φ = 1.0	222	110	0.0004	•
375mA	0375	32V		220	120	0.0009	•
500mA	0500	32V		210	125	0.002	•

¹ For higher current ratings, see No. 443.

Order Information

Qty.	Order-Number	Series	Amp Code	Packaging
		441		

3216 / No. 441



Contact WICKMANN for individual I-t curves