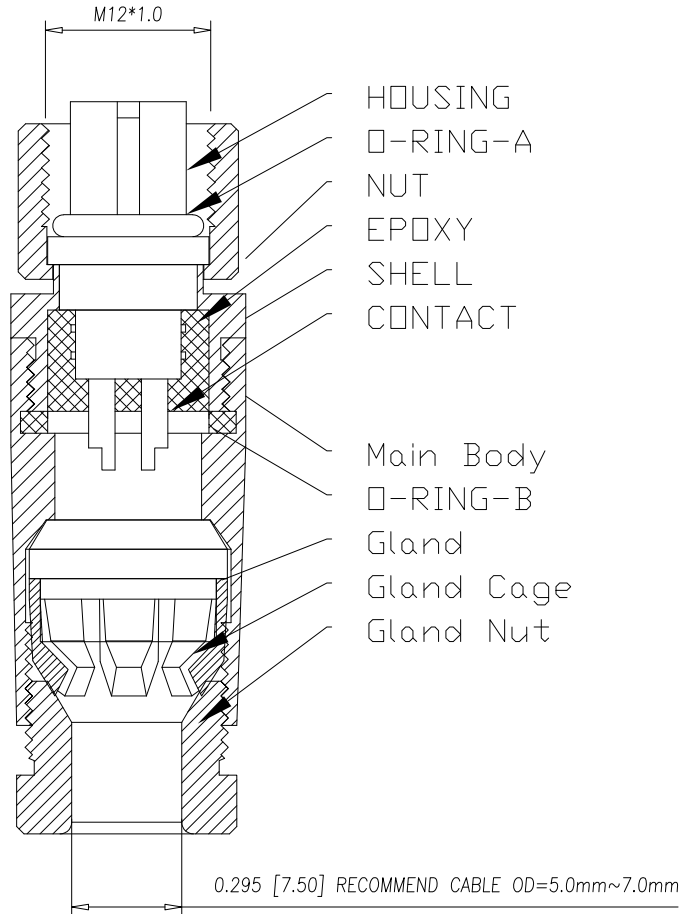
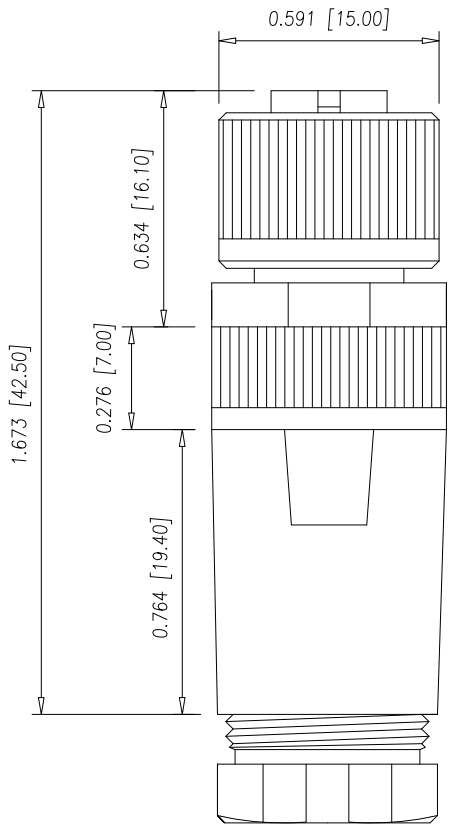
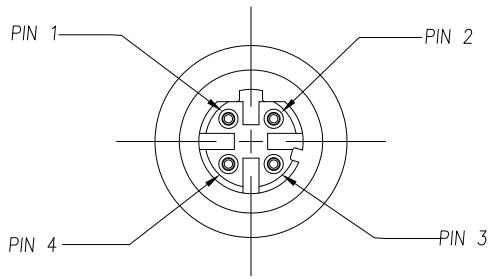


DESCRIPTION: M12 FEMALE - CABLE MOUNT - 4 POS. - D CODE



NOTE:

MATERIAL

| | |
|-------------|--------------------|
| HOUSING: | PBT UL94V-0, BLACK |
| CONTACT: | BRASS |
| NUT: | ALUMINUM ALLOY |
| SHELL: | ALUMINUM ALLOY |
| O-RING: | EPDM, BLACK |
| MAIN BODY: | ALUMINUM ALLOY |
| GLAND: | SILICONE, BLACK |
| GLAND CAGE: | PDM, BLACK |
| GLAND NUT: | BRASS |

FINISH

| | |
|------------|------------------------|
| CONTACT: | GOLD PLATED |
| | OVER 50 μ " NICKEL |
| NUT: | NICKEL PLATED |
| SHELL: | NICKEL PLATED |
| MAIN BODY: | NICKEL PLATED |
| GLAND NUT: | NICKEL PLATED |

ELECTRICAL

| | |
|------------------------|-------------------------|
| RATED CURRENT: | 4A |
| RATED VOLTAGE: | 250V |
| INSULATION RESISTANCE: | 100 M Ω hms MIN. |
| CONTACT RESISTANCE: | 10 m Ω hms MAX. |
| WATER PROOF: | IP67 |

ENVIRONMENT

| | |
|------------------------|----------------|
| OPERATION TEMPERATURE: | -40°C TO +85°C |
| MAX WIRE AWG: | 22 |

858-D04-203RKTY

1 = GOLD FLASH
4 = 10 μ " GOLD

RoHS COMPLIANT

UNITS = INCHES [MM]

DO NOT SCALE FROM DRAWING



THESE DRAWINGS AND SPECIFICATIONS ARE THE PROPERTY OF NorComp AND SHALL NOT BE REPRODUCED, COPIED OR USED AS THE BASIS FOR THE MANUFACTURE OR SALE OF APPARATUS WITHOUT WRITTEN PERMISSION.

DRAWN:

M. SIGMON

DATE:

06-20-16

NorComp

SCALE:
NTS

SHEET OF
1 1

REV
3

DWG NO.

858-D04-203RKTY