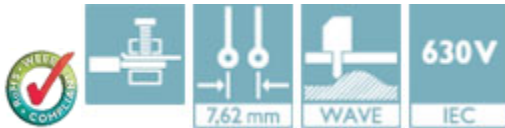


# Printed-circuit board connector - GMSTBA 2,5 HC/ 3-G-7,62-LR - 1812872

Please be informed that the data shown in this PDF Document is generated from our Online Catalog. Please find the complete data in the user's documentation. Our General Terms of Use for Downloads are valid (<http://phoenixcontact.com/download>)

Header, Nominal current: 16 A, Rated voltage (III/2): 630 V, Number of positions: 3, Pitch: 7.62 mm, Connection method: Screw connection with tension sleeve, Color: green, Contact surface: Tin, Mounting: Wave soldering



## Key Commercial Data

Packing unit	1 pc
Minimum order quantity	50 pc
Weight per Piece (excluding packing)	2.4 g
Custom tariff number	85366990
Country of origin	Germany

## Technical data

### Dimensions

Length	12 mm
Pitch	7.62 mm
Dimension a	15.24 mm
Constructional height	8.6 mm
Pin dimensions	1 x 1 mm
Hole diameter	1.4 mm

### General

Range of articles	GMSTBA 2,5 HC/...-G-LR
Insulating material group	I
Rated surge voltage (III/3)	6 kV
Rated surge voltage (III/2)	6 kV
Rated surge voltage (II/2)	6 kV
Rated voltage (III/3)	500 V

# Printed-circuit board connector - GMSTBA 2,5 HC/ 3-G-7,62-LR - 1812872

## Technical data

### General

Rated voltage (III/2)	630 V
Rated voltage (II/2)	1000 V
Connection in acc. with standard	EN-VDE
Nominal current I <sub>N</sub>	16 A
Maximum load current	16 A
Insulating material	PA
Flammability rating according to UL 94	V0
Color	green
Number of positions	3

### Standards and Regulations

Connection in acc. with standard	EN-VDE
	CUL
Flammability rating according to UL 94	V0

## Classifications

### eCl@ss

eCl@ss 4.0	272607xx
eCl@ss 4.1	27260701
eCl@ss 5.0	27260701
eCl@ss 5.1	27141190
eCl@ss 6.0	27260704
eCl@ss 7.0	27440402
eCl@ss 8.0	27440402
eCl@ss 9.0	27440402

### ETIM

ETIM 3.0	EC001121
ETIM 4.0	EC002637
ETIM 5.0	EC002637

### UNSPSC

UNSPSC 6.01	30211810
UNSPSC 7.0901	39121409
UNSPSC 11	39121409
UNSPSC 12.01	39121409
UNSPSC 13.2	39121409

# Printed-circuit board connector - GMSTBA 2,5 HC/ 3-G-7,62-LR - 1812872

## Approvals

### Approvals

---

#### Approvals

UL Recognized / cUL Recognized / EAC / cULus Recognized

---


#### Ex Approvals


---

#### Approvals submitted

---

## Approval details

UL Recognized 		
	B	D
Nominal current I <sub>N</sub>	18.5 A	10 A
Nominal voltage U <sub>N</sub>	300 V	300 V

cUL Recognized 		
	B	D
Nominal current I <sub>N</sub>	18.5 A	10 A
Nominal voltage U <sub>N</sub>	300 V	300 V

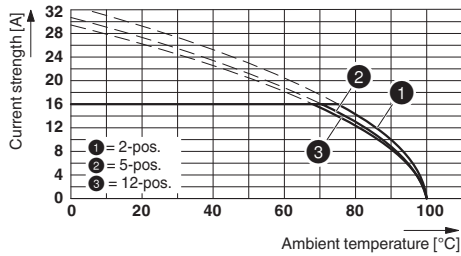
EAC
-----

cULus Recognized 
--

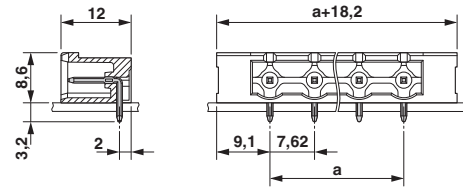
## Drawings

# Printed-circuit board connector - GMSTBA 2,5 HC/ 3-G-7,62-LR - 1812872

Diagram



Dimensional drawing



Derating curve for: GMSTB 2,5 HCV/...-ST-7,62 with GMSTBA 2,5 HC/...-G-7,62

Drilling diagram

