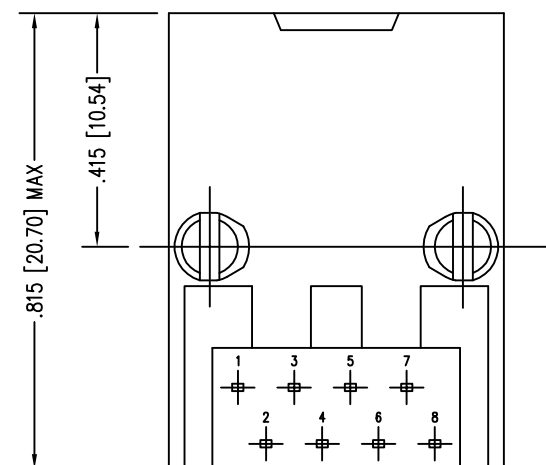
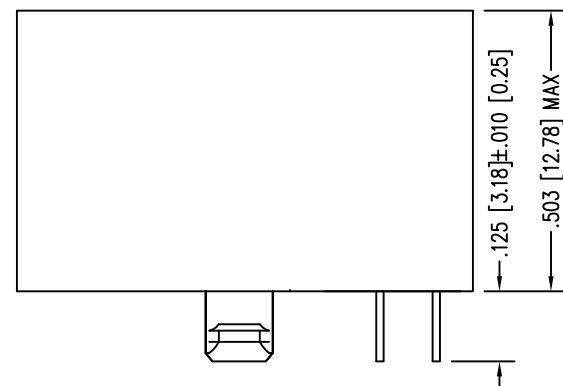
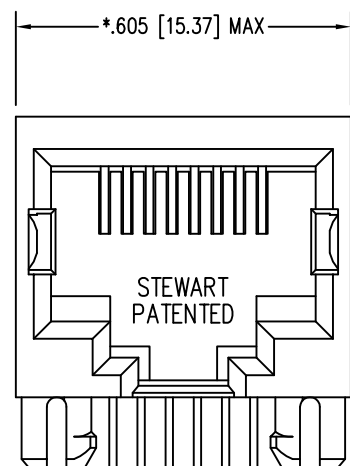
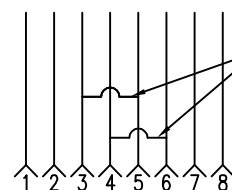


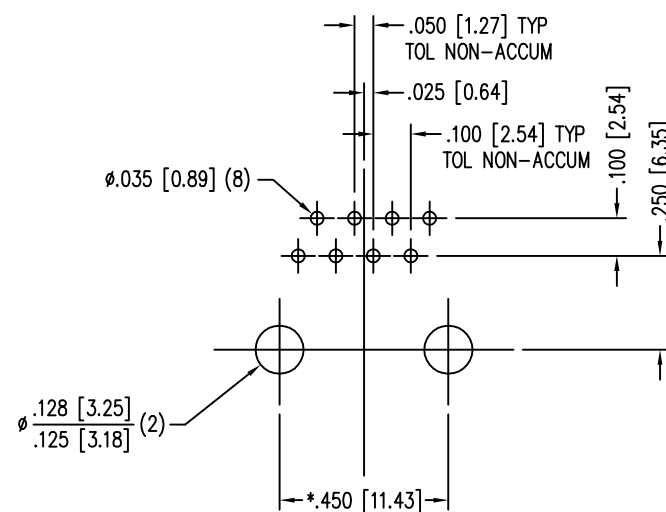
| DATE | REV | ECN | APP'D. BY |
|---------|-----|-------|-----------|
| 1-13-15 | C4 | 10185 | TRM |
| 3-8-16 | C5 | 10591 | TRM |
| | | | |
| | | | |



CONTACT SLOTS



SHORTING BAR (SHORT REMOVED ON PLUG INSERTION)

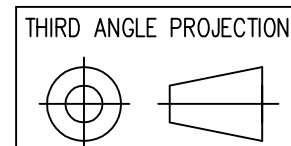


P.C.B. RECOMMENDED HOLE LAYOUT SEEN FROM COMPONENT SIDE TOLERANCE ±.003 [0.08] UNLESS OTHERWISE SPECIFIED

NOTES:

- CONNECTOR MATERIALS:
HOUSING: THERMOPLASTIC UL94 V-0
CONTACTS/SHIELD: COPPER ALLOY
SHIELD PLATING: NICKEL OR TIN
CONTACT PLATING: SELECTIVE GOLD IN CONTACT AREA
SEE CHART FOR PART NUMBER
- FOR PRODUCT SPECIFICATIONS SEE PRO22-01.
- DIMENSIONS AND TOLERANCES COMPLY WITH TIA-1096 STANDARD.

| | |
|--------------------------------|-----------------|
| 50 MICRO-INCHES [1.27um] | SS-6488-NF-SB04 |
| CONTACT PLATING IN MATING AREA | PART NUMBER |



DO NOT SCALE DRAWING DRAWING IS SUBJECT TO CHANGE WITHOUT NOTICE

DIMENSIONS: INCHES [METRIC] UNLESS OTHERWISE SPECIFIED TOLERANCES ARE ±.005 [0.13] ANGLES ARE ± 1°

SHEET NO. 1 OF 1

TITLE: EIGHT CONTACT, EIGHT POSITION, SHORTING BAR JACK NON-FLANGED

THIS DRAWING AND THE SUBJECT MATTER SHOWN THEREON ARE CONFIDENTIAL AND THE PROPRIETARY PROPERTY OF STEWART CONNECTOR AND SHALL NOT BE REPRODUCED, COPIED, OR USED IN ANY MANNER WITHOUT PRIOR WRITTEN CONSENT OF STEWART CONNECTOR. ONE OR MORE U.S. PATENTS MAY APPLY TO THIS PRODUCT. FOR DETAILS, PLEASE VISIT: HTTP://BELFUSE.COM/STEWART/STEWART_PATENTS/

| | |
|------------------|--------------|
| DRN BY: KRL | DATE 1/24/06 |
| APPD BY: JM | DATE 1-25-06 |
| DWG NO. CT640013 | REV. C5 |

