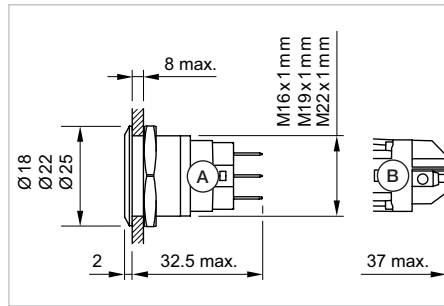


Series 82, Order sheet

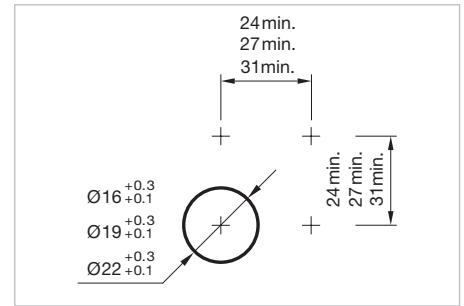
Pushbutton IP65, IP67



Product can differ from the current configuration.



Dimensions [mm]
A = Solder terminal
B = Screw terminal



Mounting cut-outs [mm]

Mounting cut-outs

4 | Ø 16 mm

5 | Ø 19 mm

6 | Ø 22 mm

Material

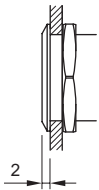
1 | Stainless steel

2 | Stainless steel chrome coloured

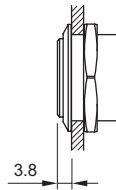
5 | Aluminium natural anodized

Front bezel/Lens

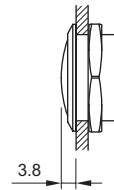
5 | flush / flat



6 | raised / flat



7 | flush / convex



Terminal

1 | solder

2 | screw

Switching action

1 | momentary

2 | maintained

Illumination

0 | no LED

LED colour

0 | no LED

LED voltage

0 | no LED

Order example for pushbutton

Mounting cut-outs

4 | Ø 16mm

5 | Ø 19mm

6 | Ø 22mm

Material

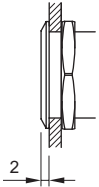
1 | Stainless steel

2 | Stainless steel chrome coloured

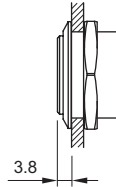
5 | Aluminium natural anodized

Front bezel/Lens

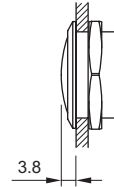
5 | flush/flat



6 | raised/flat



7 | flush/convex



Terminal

1 | solder

2 | screw

Switching action

1 | momentary

2 | maintained

Illumination

0 | no LED

LED colour

0 | no LED

LED voltage

0 | no LED



Part No.:

82-5551.1000