

SUMMARY



Image is for illustrative purpose only

Wires

Low voltage 3

Series 3B
Termination type Male crimp
IP rating 50
AWG wire size 16.00 - 12.00
Cable Ø 4.30 - 11.90 mm
Status active
Matching parts [FGJ.3B.303.CYMD92](#)

Download

[Request a quote](#)
[Eplan](#)
[Catalog](#)

TECHNICAL DETAILS

Mechanics

Shell Style/Model EG*: Fixed receptacle, nut fixing
Keying 2 keys (alpha=37.5, plug: female contacts, receptacle: male contacts)
Housing Material Brass (chrome plated [SAE AMS 2460]) shell and collet nut, nickel plated [SAE AMS QQ N 290] brass latch sleeve and mid pieces
Weight 24.59 g

Performance

Configuration 3B.303 : 3 Low Voltage
Insulator Y: PEEK for crimp contacts
Rated Current 25 Amps

Specifications

Contact Type: Crimp
Contact Retention: 65 N
Contact Dia.: 2 mm (0.079in)
Bucket Dia.: 2.4 mm (0.094in)
Min. Conductor: 1.5 mm² (AWG 16)
Max. Conductor: 2.5 mm² (AWG 12)
R (max): 3.3 mOhm
Vtest (contact-shell): 2650 V (AC), 3750 V (DC)

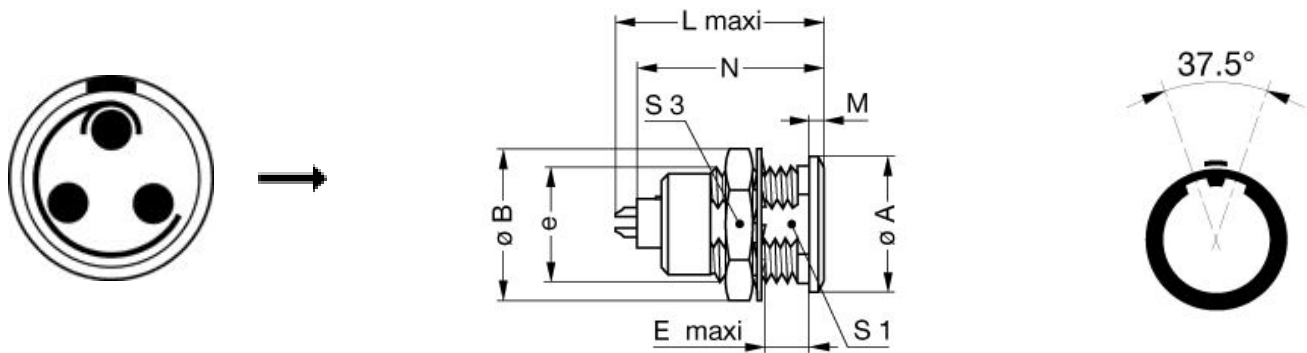
LEMO products and services are provided "as is". LEMO makes no warranties or representations with regard to LEMO product & services or use of them, express, implied or statutory, including for accuracy, completeness, or security. The user is fully responsible for his products and applications using LEMO components.

Vtest (contact-contact): 3200 V (AC), 4530 V (DC)

Others

Endurance (Shell): 5000
Temp (min / max): -55°C / +250°C
Humidity (max): <=95% [at 60 deg C / 140 F]
Vibration: 15 g [10 Hz - 2000 Hz]
Shock Resistance: 100 g [6 ms]
Climatical Category: 50/175/21
Shielding (min): 75 dB (10 MHz)
Shielding (min): 40 dB (1 GHz)
Salt Spray Corrosion: >1000 hr

DRAWINGS



Dimensions

	A	B	E	L	M	N	S1	S3	e
mm.	22	25	11.5	30.7	2	28.1	16.5	22	M18x1.0
in.	0,87	0,98	0,45	1,21	0,08	1,11	0,65	0,87	























RECOMMENDED BY LEMO

Tools

LEMO products and services are provided "as is". LEMO makes no warranties or representations with regard to LEMO product & services or use of them, express, implied or statutory, including for accuracy, completeness, or security. The user is fully responsible for his products and applications using LEMO components.

Crimp Tool: [DPC.91.101.A](#)
 Crimp settings: AWG/Selector = 12-14-16/7-6-5
 Positionner: [DCE.91.203.BVCM](#)
 Extractor: [DCC.91.202.5LA](#)
 Replacement contact: FGG.3B.575.ZZC

Cables

CMN.03.B12.113PLZ			
CMN.03.T14.078PGCE			
CMN.03.T18.055PGZE		Grey	
CMN.03.T18.055PNZE			
CMN.03.T18.055QGZE	TPR (medical)	Grey	
CMN.03.T20.049PGZE		Grey	
CMN.03.T20.049PNZE			
CMN.03.T28.031PGCE	PVC	GREY	
CMN.03.T28.031PGZE		Grey	
CMN.03.T28.031PNCE	PVC	Black	
CMN.03.T28.031PNZE			
130240	PVC	Black	
130250	PVC	Grey	
230500	PVC	Grey	
230750	PVC	Grey	
30110	PVC	Grey	
30141	PVC	Grey	
30260	PVC	Black	
3041	PVC	Grey	
3050	PVC	Black	
3081	PVC	Black	
3220	PVC	Black	
3280	PVC	Black	
330150	PVC	Grey	
60080	PVC	Grey	

LEMO products and services are provided "as is". LEMO makes no warranties or representations with regard to LEMO product & services or use of them, express, implied or statutory, including for accuracy, completeness, or security. The user is fully responsible for his products and applications using LEMO components.