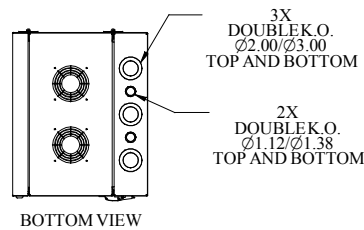
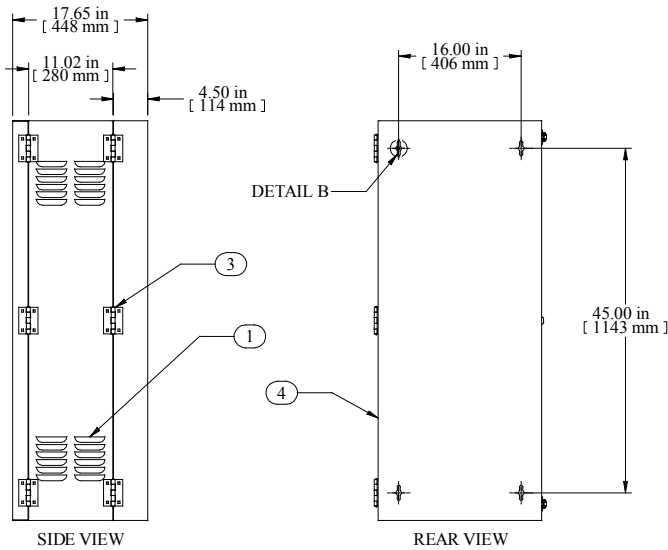
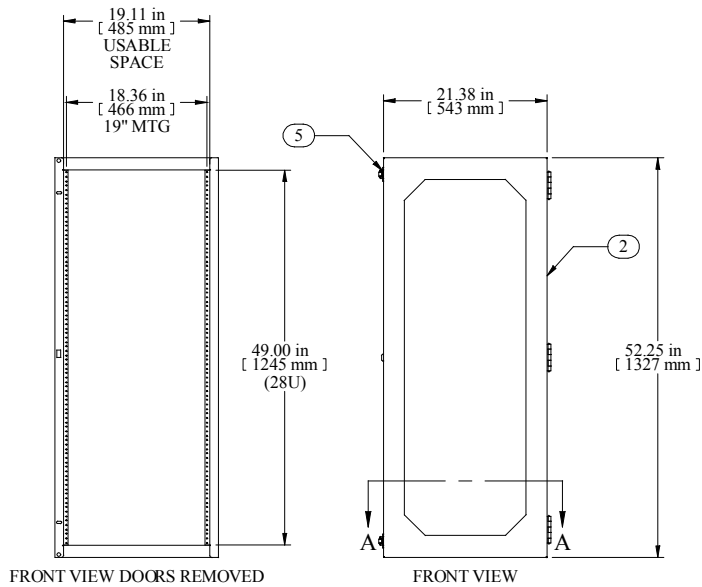
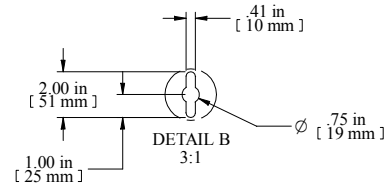
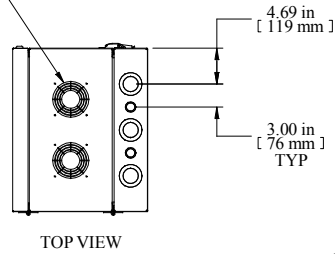


OPTIONAL FANS
DNMF100AC115
DNMF100AC230



Item Number	Title	Quantity
1	SWC - WELDED BODY	1
2	SWC - PLEXI DOOR	1
3	SWC - HINGE	6
4	SWC - WELDED REAR TUB	1
5	SWC - REAR TUB LATCH	2
6	COMBINATION RAILS TAPPED (PAIR)	1

PART NUMBERS	
SWC194911BK1	PAINTED BLACK TEXTURED PLEXI FRONT DOOR
SWC194911SBK1	PAINTED BLACK TEXTURED SOLID FRONT DOOR

NOTES
See Hammond Website for Additional Accessories

Data subject to change without notice. Isometric drawing not to scale.

**HAMMOND
MANUFACTURING™**

www.hammondmfg.com

PART NO. SWC194911