

XS2M12MA250

Inductive proximity sensors XS, inductive sensor XS2 M12, L55mm, brass, Sn4mm, 24...240VAC/DC, cable 2 m



Main

| | |
|------------------------------------|--|
| Range of Product | Telemecanique Inductive proximity sensors XS |
| Series name | General purpose |
| Sensor Type | Inductive proximity sensor |
| Wiring configuration | 2-wire |
| Output circuit type | AC/DC |
| Protection type | Short-circuit protection multi voltage |
| Device Application | 2-wire DC short-circuit protection |
| Sensor name | XS2 |
| Sensor design | Cylindrical M12 |
| Size | 55 mm |
| Body type | Fixed |
| Detector flush mounting acceptance | Non flush mountable |
| Material | Metal |
| Type of output signal | Discrete |
| Wiring Technique | 2-wire |
| [Sn] nominal sensing distance | 0.16 in (4 mm) |
| Discrete output function | 1 NO |
| Electrical connection | Cable |
| Cable length | 6.56 ft (2 m) |
| [Us] rated supply voltage | 24...210 V DC 24...240 V AC 50/60 Hz |
| Switching capacity in mA | 5...200 mA AC/DC overload and short-circuit protection |
| IP degree of protection | IP68 double insulation conforming to IEC 60529 |

Complementary

| | |
|--------------------------|------------------------------|
| Thread type | M12 x 1 |
| Detection face | Frontal |
| Front material | PPS |
| Enclosure Material | Nickel Plated Brass |
| Operating zone | 0.00...0.13 in (0...3.2 mm) |
| Differential travel | 1...15% of Sr |
| Cable composition | 2 x 0.34 mm ² |
| Wire insulation material | PvR |
| Status LED | Output state 1 LED yellow) |
| Maximum residual current | 1.5 mA open state |
| Switching frequency | <= 4000 Hz DC <= 25 Hz AC |
| Maximum voltage drop | <5.5 V closed state) |
| Maximum delay first up | 70 ms |
| Maximum delay response | 0.2 ms |
| Maximum delay recovery | 0.2 ms |
| Marking | CE |
| Threaded length | 1.65 in (42 mm) |

| | |
|------------|------------------------|
| Length | 2.24 in (57 mm) |
| Net Weight | 0.17 lb(US) (0.075 kg) |

Environment

| | |
|---------------------------------------|---|
| Product Certifications | CSA UL CCC |
| Ambient Air Temperature for Operation | -13...158 °F (-25...70 °C) |
| Ambient Air Temperature for Storage | -40...185 °F (-40...85 °C) |
| Vibration resistance | 25 gn +/- 2 mm 10...55 Hz)IEC 60068-2-6 |
| Shock resistance | 50 gn 11 ms IEC 60068-2-7 |

Ordering and shipping details

| | |
|-----------------------|--------------------------|
| Category | 22486-SENSORS, PROXIMITY |
| Discount Schedule | DS2 |
| GTIN | 3389110917666 |
| Nbr. of units in pkg. | 1 |
| Package weight(Lbs) | 3.21 oz (91.0 g) |
| Returnability | No |
| Country of origin | FR |

Packing Units

| | |
|------------------------------|------------------------|
| Unit Type of Package 1 | PCE |
| Package 1 Height | 1.65 in (4.2 cm) |
| Package 1 width | 3.78 in (9.6 cm) |
| Package 1 Length | 5.12 in (13 cm) |
| Unit Type of Package 2 | S02 |
| Number of Units in Package 2 | 22 |
| Package 2 Weight | 5.25 lb(US) (2.383 kg) |
| Package 2 Height | 5.91 in (15 cm) |
| Package 2 width | 11.81 in (30 cm) |
| Package 2 Length | 15.75 in (40 cm) |
| Package 3 Height | 5.91 in (15 cm) |

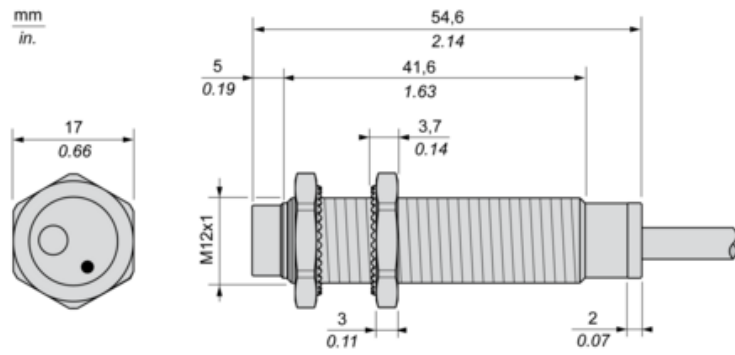
Offer Sustainability

| | |
|----------------------------|---|
| Sustainable offer status | Green Premium product |
| California proposition 65 | WARNING: This product can expose you to chemicals including: Diisononyl phthalate (DINP), which is known to the State of California to cause cancer, and Di-isodecyl phthalate (DIDP), which is known to the State of California to cause birth defects or other reproductive harm. For more information go to www.P65Warnings.ca.gov |
| REACH Regulation | REACH Declaration |
| EU RoHS Directive | Pro-active compliance (Product out of EU RoHS legal scope) EU RoHS Declaration |
| Mercury free | Yes |
| RoHS exemption information | Yes |
| Environmental Disclosure | Product Environmental Profile |
| Circularity Profile | End Of Life Information |

Contractual warranty

| | |
|----------|-----------|
| Warranty | 18 months |
|----------|-----------|

Dimensions



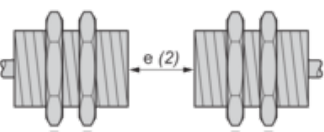
Minimum Mounting Distances

Side by side



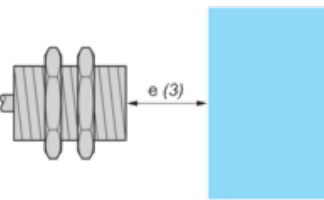
$e (1) \geq 16 \text{ mm}/0.63 \text{ in.}$

Face to face



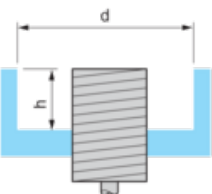
$e (2) \geq 48 \text{ mm}/1.89 \text{ in.}$

Facing a metal object



$e (3) \geq 12 \text{ mm}/0.47 \text{ in.}$

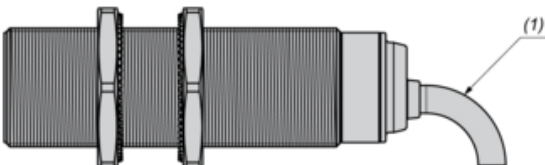
Mounted in a metal support



$d \geq 36 \text{ mm}/1.42 \text{ in.}$

$h \geq 8 \text{ mm}/0.31 \text{ in.}$

Mounting

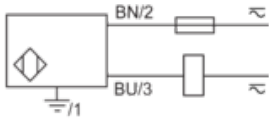


(1) Bending cable: 4 x external cable diameter

Wiring Schemes

2-Wire AC or DC

NO output

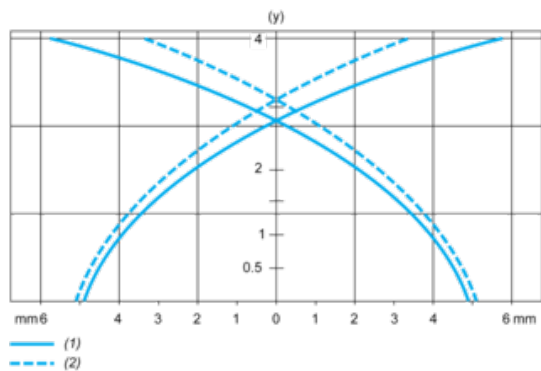


BU : Blue

BN : Brown

Performance Curves

Standard Steel Target : 12x12x1 mm



(1) Pick-up points

(2) Drop-out points (object approaching from the side)

(y) Sensing distance in mm