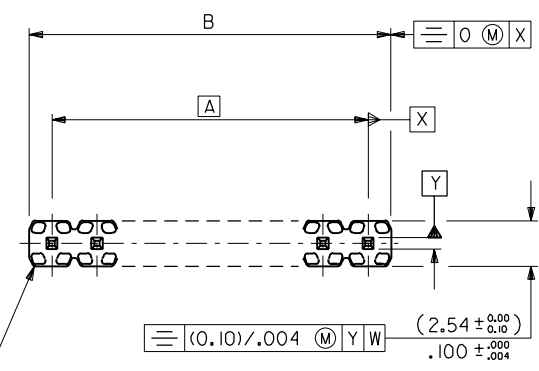
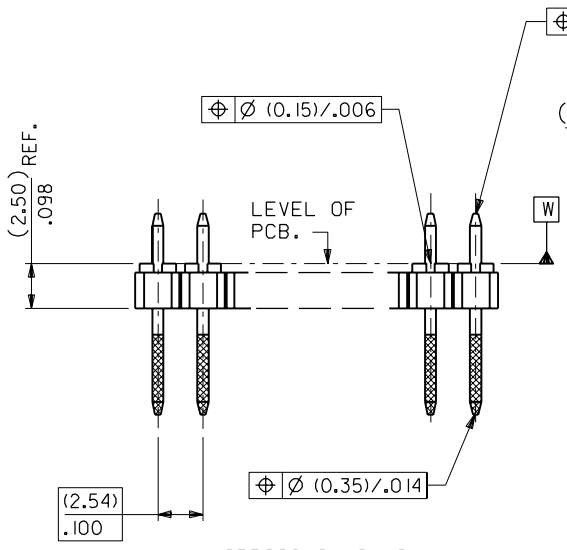


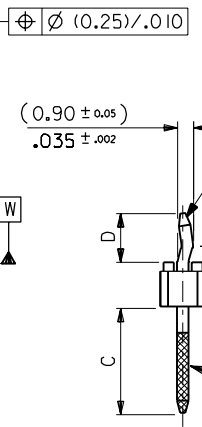
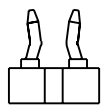
PART NO. SEE CHART
 DWG. NO. SDA-90627



WAFER: 15% G.F. POLYESTER
 TO UL 94V-0.
 COLOUR : BLACK.



OPPOSING KINKS
 VEIW SHOWS 1 X 2 CCT ONLY



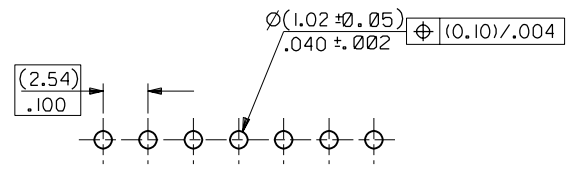
PINS: (0.635)±.025 SQ.
 BRASS WIRE.
 PLATED AS PER
 SUBSEQUENT SHEETS

STRAIGHT PINS
 OMITTED FROM VIEW

CKT SIZE	DIM. "A"		DIM. "B" (+0.20) ±.008		CKT SIZE	DIM. "A"		DIM. "B" (+0.20) ±.008	
1X 1			(2.54)	.100	1X21	(50.80)	2.000	(53.34)	2.100
1X 2	(2.54)	.100	(5.08)	.200	1X22	(53.34)	2.100	(55.88)	2.200
1X 3	(5.08)	.200	(7.62)	.300	1X23	(55.88)	2.200	(58.42)	2.300
1X 4	(7.62)	.300	(10.16)	.400	1X24	(58.42)	2.300	(60.96)	2.400
1X 5	(10.16)	.400	(12.70)	.500	1X25	(60.96)	2.400	(63.50)	2.500
1X 6	(12.70)	.500	(15.24)	.600	1X26	(63.50)	2.500	(66.04)	2.600
1X 7	(15.24)	.600	(17.78)	.700	1X27	(66.04)	2.600	(68.58)	2.700
1X 8	(17.78)	.700	(20.32)	.800	1X28	(68.58)	2.700	(71.12)	2.800
1X 9	(20.32)	.800	(22.86)	.900	1X29	(71.12)	2.800	(73.66)	2.900
1X10	(22.86)	.900	(25.40)	1.000	1X30	(73.66)	2.900	(76.20)	3.000
1X11	(25.40)	1.000	(27.94)	1.100	1X31	(76.20)	3.000	(78.74)	3.100
1X12	(27.94)	1.100	(30.48)	1.200	1X32	(78.74)	3.100	(81.28)	3.200
1X13	(30.48)	1.200	(33.02)	1.300	1X33	(81.28)	3.200	(83.82)	3.300
1X14	(33.02)	1.300	(35.56)	1.400	1X34	(83.82)	3.300	(86.36)	3.400
1X15	(35.56)	1.400	(38.10)	1.500	1X35	(86.36)	3.400	(88.90)	3.500
1X16	(38.10)	1.500	(40.64)	1.600	1X36	(88.90)	3.500	(91.44)	3.600
1X17	(40.64)	1.600	(43.18)	1.700	1X37	(91.44)	3.600	(93.98)	3.700
1X18	(43.18)	1.700	(45.72)	1.800	1X38	(93.98)	3.700	(96.52)	3.800
1X19	(45.72)	1.800	(48.26)	1.900	1X39	(96.52)	3.800	(99.06)	3.900
1X20	(48.26)	1.900	(50.80)	2.000	1X40	(99.06)	3.900	(101.60)	4.000

NOTES

- FOR ASSY NUMBERS WITH FINISH OPTIONS AND DIM'S C & D SEE SUBSEQUENT SHEETS.
- PCB THICKNESS: (1.37-1.80)±.054-.071.



RECOMMENDED P.C. BOARD HOLE PATTERN

2	B
1	B
SHL	REV.

FOR PREVIOUS
 DRAWING ISSUES
 SEE MRI.

NEW RELEASE
 ECN E00166
 10 SEPTEMBER 1990 RD

DIMENSIONS SHOWN (METRIC) INCH	
UNLESS OTHERWISE SPECIFIED TOLERANCES: ANGULAR ± 1/2°	
INCH (METRIC)	
3 PLACE ± . ---	
2 PLACE ± .004 ± .10	
1 PLACE ± .25	
DRAFT WHERE APPLICABLE MUST REMAIN WITHIN DIMENSIONS	
DESIGN DIMENSION (PRIMARY)	<input checked="" type="checkbox"/> (MM) <input type="checkbox"/> IN.
EQUIVALENT DIMENSION (SECONDARY)	<input type="checkbox"/> (MM) <input checked="" type="checkbox"/> IN.

DRWG BY RD
 CHK'D BY
 APP'D BY
 SCALE 4:1

REVISE ONLY ON CAD SYSTEM

CAD/CAM FILENAME: SA90627X1 DGN

THIS DRAWING CONTAINS INFORMATION THAT IS PROPRIETARY TO MOLEX INC. & SHOULD NOT BE USED WITHOUT WRITTEN PERMISSION

TITLE: C-GRID III SINGLE ROW KINKED PIN HEADER

MOLEX MOLEX EUROPE

SHEET NO. DATE: 10F2 90/11/28

PART NO. SEE CHART DWG NO. SDA-90627 SIZE B

	10	9	8	7	6	5	4	3	2	1																																																																																																																																																																																																																	
F	PART NO. SEE CHART DWG. NO. SDA-90627 DIM C (+0.25) (+0.10) (6.75) .266 DIM D (+0.30) (+0.12) (2.90) .114	<table border="1"> <thead> <tr> <th>CIRCUIT SIZE</th> <th>PLATING TYPE A PART NO.</th> <th>PLATING TYPE E PART NO.</th> <th>PLATING TYPE F PART NO.</th> <th>KINKED PIN POSITION</th> </tr> </thead> <tbody> <tr><td>1 X 1</td><td>90627-0121</td><td>90627-0761</td><td>90627-0921</td><td>噁</td></tr> <tr><td>1 X 2</td><td>90628-0121</td><td>90628-0761</td><td>90628-0921</td><td>SEE NOTE 1</td></tr> <tr><td>1 X 3</td><td>90627-0123</td><td>90627-0763</td><td>90627-0923</td><td>噁</td></tr> <tr><td>1 X 4</td><td>↑ -0124</td><td>↑ -0764</td><td>↑ -0924</td><td>噁</td></tr> <tr><td>1 X 5</td><td>-0125</td><td>-0765</td><td>-0925</td><td>噁</td></tr> <tr><td>1 X 6</td><td>-0126</td><td>-0766</td><td>-0926</td><td>噁</td></tr> <tr><td>1 X 7</td><td>-0127</td><td>-0767</td><td>-0927</td><td>噁</td></tr> <tr><td>1 X 8</td><td>-0128</td><td>-0768</td><td>-0928</td><td>噁</td></tr> <tr><td>1 X 9</td><td>-0129</td><td>-0769</td><td>-0929</td><td>噁</td></tr> <tr><td>1 X 10</td><td>-0130</td><td>-0770</td><td>-0930</td><td>噁</td></tr> <tr><td>1 X 11</td><td>-0131</td><td>-0771</td><td>-0931</td><td>1.6 & 11</td></tr> <tr><td>1 X 12</td><td>-0132</td><td>-0772</td><td>-0932</td><td>1.6 & 12</td></tr> <tr><td>1 X 13</td><td>-0133</td><td>-0773</td><td>-0933</td><td>1.7 & 13</td></tr> <tr><td>1 X 14</td><td>-0134</td><td>-0774</td><td>-0934</td><td>1.7 & 14</td></tr> <tr><td>1 X 15</td><td>-0135</td><td>-0775</td><td>-0935</td><td>1.8 & 15</td></tr> <tr><td>1 X 16</td><td>-0136</td><td>-0776</td><td>-0936</td><td>1.8 & 16</td></tr> <tr><td>1 X 17</td><td>-0137</td><td>-0777</td><td>-0937</td><td>1.9 & 17</td></tr> <tr><td>1 X 18</td><td>-0138</td><td>-0778</td><td>-0938</td><td>1.9 & 18</td></tr> <tr><td>1 X 19</td><td>-0139</td><td>-0779</td><td>-0939</td><td>1.10 & 19</td></tr> <tr><td>1 X 20</td><td>-0140</td><td>-0780</td><td>-0940</td><td>1.10 & 20</td></tr> <tr><td>1 X 21</td><td>-0141</td><td>-0781</td><td>-0941</td><td>1.11 & 21</td></tr> <tr><td>1 X 22</td><td>-0142</td><td>-0782</td><td>-0942</td><td>1.11 & 22</td></tr> <tr><td>1 X 23</td><td>-0143</td><td>-0783</td><td>-0943</td><td>1.12 & 23</td></tr> <tr><td>1 X 24</td><td>-0144</td><td>-0784</td><td>-0944</td><td>1.12 & 24</td></tr> <tr><td>1 X 25</td><td>-0145</td><td>-0785</td><td>-0945</td><td>1.13 & 25</td></tr> <tr><td>1 X 26</td><td>-0146</td><td>-0786</td><td>-0946</td><td>1.13 & 26</td></tr> <tr><td>1 X 27</td><td>-0147</td><td>-0787</td><td>-0947</td><td>1.14 & 27</td></tr> <tr><td>1 X 28</td><td>-0148</td><td>-0788</td><td>-0948</td><td>1.14 & 28</td></tr> <tr><td>1 X 29</td><td>-0149</td><td>-0789</td><td>-0949</td><td>1.15 & 29</td></tr> <tr><td>1 X 30</td><td>-0150</td><td>-0790</td><td>-0950</td><td>1.15 & 30</td></tr> <tr><td>1 X 31</td><td>-0151</td><td>-0791</td><td>-0951</td><td>1.16 & 31</td></tr> <tr><td>1 X 32</td><td>-0152</td><td>-0792</td><td>-0952</td><td>1.16 & 32</td></tr> <tr><td>1 X 33</td><td>-0153</td><td>-0793</td><td>-0953</td><td>1.17 & 33</td></tr> <tr><td>1 X 34</td><td>-0154</td><td>-0794</td><td>-0954</td><td>1.17 & 34</td></tr> <tr><td>1 X 35</td><td>-0155</td><td>-0795</td><td>-0955</td><td>1.18 & 35</td></tr> <tr><td>1 X 36</td><td>-0156</td><td>-0796</td><td>-0956</td><td>1.18 & 36</td></tr> <tr><td>1 X 37</td><td>-0157</td><td>-0797</td><td>-0957</td><td>1.19 & 37</td></tr> <tr><td>1 X 38</td><td>-0158</td><td>-0798</td><td>-0958</td><td>1.19 & 38</td></tr> <tr><td>1 X 39</td><td>↓ -0159</td><td>↓ -0799</td><td>↓ -0959</td><td>1.20 & 39</td></tr> <tr><td>1 X 40</td><td>90627-0160</td><td>90627-0800</td><td>90627-0960</td><td>1.20 & 40</td></tr> </tbody> </table>				CIRCUIT SIZE	PLATING TYPE A PART NO.	PLATING TYPE E PART NO.	PLATING TYPE F PART NO.	KINKED PIN POSITION	1 X 1	90627-0121	90627-0761	90627-0921	噁	1 X 2	90628-0121	90628-0761	90628-0921	SEE NOTE 1	1 X 3	90627-0123	90627-0763	90627-0923	噁	1 X 4	↑ -0124	↑ -0764	↑ -0924	噁	1 X 5	-0125	-0765	-0925	噁	1 X 6	-0126	-0766	-0926	噁	1 X 7	-0127	-0767	-0927	噁	1 X 8	-0128	-0768	-0928	噁	1 X 9	-0129	-0769	-0929	噁	1 X 10	-0130	-0770	-0930	噁	1 X 11	-0131	-0771	-0931	1.6 & 11	1 X 12	-0132	-0772	-0932	1.6 & 12	1 X 13	-0133	-0773	-0933	1.7 & 13	1 X 14	-0134	-0774	-0934	1.7 & 14	1 X 15	-0135	-0775	-0935	1.8 & 15	1 X 16	-0136	-0776	-0936	1.8 & 16	1 X 17	-0137	-0777	-0937	1.9 & 17	1 X 18	-0138	-0778	-0938	1.9 & 18	1 X 19	-0139	-0779	-0939	1.10 & 19	1 X 20	-0140	-0780	-0940	1.10 & 20	1 X 21	-0141	-0781	-0941	1.11 & 21	1 X 22	-0142	-0782	-0942	1.11 & 22	1 X 23	-0143	-0783	-0943	1.12 & 23	1 X 24	-0144	-0784	-0944	1.12 & 24	1 X 25	-0145	-0785	-0945	1.13 & 25	1 X 26	-0146	-0786	-0946	1.13 & 26	1 X 27	-0147	-0787	-0947	1.14 & 27	1 X 28	-0148	-0788	-0948	1.14 & 28	1 X 29	-0149	-0789	-0949	1.15 & 29	1 X 30	-0150	-0790	-0950	1.15 & 30	1 X 31	-0151	-0791	-0951	1.16 & 31	1 X 32	-0152	-0792	-0952	1.16 & 32	1 X 33	-0153	-0793	-0953	1.17 & 33	1 X 34	-0154	-0794	-0954	1.17 & 34	1 X 35	-0155	-0795	-0955	1.18 & 35	1 X 36	-0156	-0796	-0956	1.18 & 36	1 X 37	-0157	-0797	-0957	1.19 & 37	1 X 38	-0158	-0798	-0958	1.19 & 38	1 X 39	↓ -0159	↓ -0799	↓ -0959	1.20 & 39	1 X 40	90627-0160	90627-0800	90627-0960	1.20 & 40									
CIRCUIT SIZE		PLATING TYPE A PART NO.	PLATING TYPE E PART NO.	PLATING TYPE F PART NO.	KINKED PIN POSITION																																																																																																																																																																																																																						
1 X 1		90627-0121	90627-0761	90627-0921	噁																																																																																																																																																																																																																						
1 X 2		90628-0121	90628-0761	90628-0921	SEE NOTE 1																																																																																																																																																																																																																						
1 X 3		90627-0123	90627-0763	90627-0923	噁																																																																																																																																																																																																																						
1 X 4		↑ -0124	↑ -0764	↑ -0924	噁																																																																																																																																																																																																																						
1 X 5		-0125	-0765	-0925	噁																																																																																																																																																																																																																						
1 X 6		-0126	-0766	-0926	噁																																																																																																																																																																																																																						
1 X 7		-0127	-0767	-0927	噁																																																																																																																																																																																																																						
1 X 8		-0128	-0768	-0928	噁																																																																																																																																																																																																																						
1 X 9		-0129	-0769	-0929	噁																																																																																																																																																																																																																						
1 X 10		-0130	-0770	-0930	噁																																																																																																																																																																																																																						
1 X 11		-0131	-0771	-0931	1.6 & 11																																																																																																																																																																																																																						
1 X 12		-0132	-0772	-0932	1.6 & 12																																																																																																																																																																																																																						
1 X 13		-0133	-0773	-0933	1.7 & 13																																																																																																																																																																																																																						
1 X 14		-0134	-0774	-0934	1.7 & 14																																																																																																																																																																																																																						
1 X 15		-0135	-0775	-0935	1.8 & 15																																																																																																																																																																																																																						
1 X 16		-0136	-0776	-0936	1.8 & 16																																																																																																																																																																																																																						
1 X 17		-0137	-0777	-0937	1.9 & 17																																																																																																																																																																																																																						
1 X 18		-0138	-0778	-0938	1.9 & 18																																																																																																																																																																																																																						
1 X 19		-0139	-0779	-0939	1.10 & 19																																																																																																																																																																																																																						
1 X 20		-0140	-0780	-0940	1.10 & 20																																																																																																																																																																																																																						
1 X 21		-0141	-0781	-0941	1.11 & 21																																																																																																																																																																																																																						
1 X 22		-0142	-0782	-0942	1.11 & 22																																																																																																																																																																																																																						
1 X 23		-0143	-0783	-0943	1.12 & 23																																																																																																																																																																																																																						
1 X 24		-0144	-0784	-0944	1.12 & 24																																																																																																																																																																																																																						
1 X 25		-0145	-0785	-0945	1.13 & 25																																																																																																																																																																																																																						
1 X 26		-0146	-0786	-0946	1.13 & 26																																																																																																																																																																																																																						
1 X 27		-0147	-0787	-0947	1.14 & 27																																																																																																																																																																																																																						
1 X 28		-0148	-0788	-0948	1.14 & 28																																																																																																																																																																																																																						
1 X 29		-0149	-0789	-0949	1.15 & 29																																																																																																																																																																																																																						
1 X 30		-0150	-0790	-0950	1.15 & 30																																																																																																																																																																																																																						
1 X 31		-0151	-0791	-0951	1.16 & 31																																																																																																																																																																																																																						
1 X 32		-0152	-0792	-0952	1.16 & 32																																																																																																																																																																																																																						
1 X 33		-0153	-0793	-0953	1.17 & 33																																																																																																																																																																																																																						
1 X 34		-0154	-0794	-0954	1.17 & 34																																																																																																																																																																																																																						
1 X 35		-0155	-0795	-0955	1.18 & 35																																																																																																																																																																																																																						
1 X 36		-0156	-0796	-0956	1.18 & 36																																																																																																																																																																																																																						
1 X 37		-0157	-0797	-0957	1.19 & 37																																																																																																																																																																																																																						
1 X 38		-0158	-0798	-0958	1.19 & 38																																																																																																																																																																																																																						
1 X 39	↓ -0159	↓ -0799	↓ -0959	1.20 & 39																																																																																																																																																																																																																							
1 X 40	90627-0160	90627-0800	90627-0960	1.20 & 40																																																																																																																																																																																																																							
E																																																																																																																																																																																																																											
D																																																																																																																																																																																																																											
C																																																																																																																																																																																																																											
B																																																																																																																																																																																																																											
A	NOTES: 1. SEE SHEET 1 FOR KINK DETAIL. 2. FOR PLATING VARIATIONS SEE ENG.STD. SDES-99000-0003.				FOR PREVIOUS DRAWING ISSUES SEE MRI.		SEE SHEET 1.		<table border="1"> <tr> <td colspan="2">DIMENSIONS SHOWN (METRIC) INCH</td> <td>DRWG BY</td> <td colspan="2">RD</td> </tr> <tr> <td colspan="2">UNLESS OTHERWISE SPECIFIED TOLERANCES: ANGULAR ± 1/2°</td> <td>CHK'D BY</td> <td colspan="2"></td> </tr> <tr> <td>3 PLACE ± .</td> <td>(METRIC)</td> <td>APP'D BY</td> <td colspan="2"></td> </tr> <tr> <td>2 PLACE ± .</td> <td>±</td> <td>SCALE</td> <td colspan="2"></td> </tr> <tr> <td>1 PLACE ±</td> <td>±</td> <td></td> <td colspan="2"></td> </tr> <tr> <td colspan="2">DRAFT WHERE APPLICABLE MUST REMAIN WITHIN DIMENSIONS</td> <td></td> <td colspan="2"></td> </tr> <tr> <td>DESIGN DIMENSION (PRIMARY)</td> <td><input checked="" type="checkbox"/> (MM) <input type="checkbox"/> IN.</td> <td></td> <td colspan="2"></td> </tr> <tr> <td>EQUIVALENT DIMENSION (SECONDARY)</td> <td><input type="checkbox"/> (MM) <input checked="" type="checkbox"/> IN.</td> <td></td> <td colspan="2"></td> </tr> </table>		DIMENSIONS SHOWN (METRIC) INCH		DRWG BY	RD		UNLESS OTHERWISE SPECIFIED TOLERANCES: ANGULAR ± 1/2°		CHK'D BY			3 PLACE ± .	(METRIC)	APP'D BY			2 PLACE ± .	±	SCALE			1 PLACE ±	±				DRAFT WHERE APPLICABLE MUST REMAIN WITHIN DIMENSIONS					DESIGN DIMENSION (PRIMARY)	<input checked="" type="checkbox"/> (MM) <input type="checkbox"/> IN.				EQUIVALENT DIMENSION (SECONDARY)	<input type="checkbox"/> (MM) <input checked="" type="checkbox"/> IN.				<table border="1"> <tr> <td colspan="2">REVISE ONLY ON CAD SYSTEM</td> <td>SH.</td> <td>REV.</td> </tr> <tr> <td>CAD/CAM FILENAME SA90627X2 DCN</td> <td colspan="3">THIS DRAWING CONTAINS INFORMATION THAT IS PROPRIETARY TO MOLEX INC. & SHOULD NOT BE USED WITHOUT WRITTEN PERMISSION</td> </tr> <tr> <td colspan="4">TITLE C-GRID III SINGLE ROW KINKED PIN HEADER</td> </tr> <tr> <td colspan="2">MOLEX EUROPE</td> <td>SHEET NO. 20F</td> <td>DATE 90/08/11</td> </tr> <tr> <td>PART NO. SEE CHART</td> <td>DWG NO. SDA-90627</td> <td colspan="2">SIZE B</td> </tr> </table>		REVISE ONLY ON CAD SYSTEM		SH.	REV.	CAD/CAM FILENAME SA90627X2 DCN	THIS DRAWING CONTAINS INFORMATION THAT IS PROPRIETARY TO MOLEX INC. & SHOULD NOT BE USED WITHOUT WRITTEN PERMISSION			TITLE C-GRID III SINGLE ROW KINKED PIN HEADER				MOLEX EUROPE		SHEET NO. 20F	DATE 90/08/11	PART NO. SEE CHART	DWG NO. SDA-90627	SIZE B																																																																																																																																																				
DIMENSIONS SHOWN (METRIC) INCH		DRWG BY	RD																																																																																																																																																																																																																								
UNLESS OTHERWISE SPECIFIED TOLERANCES: ANGULAR ± 1/2°		CHK'D BY																																																																																																																																																																																																																									
3 PLACE ± .	(METRIC)	APP'D BY																																																																																																																																																																																																																									
2 PLACE ± .	±	SCALE																																																																																																																																																																																																																									
1 PLACE ±	±																																																																																																																																																																																																																										
DRAFT WHERE APPLICABLE MUST REMAIN WITHIN DIMENSIONS																																																																																																																																																																																																																											
DESIGN DIMENSION (PRIMARY)	<input checked="" type="checkbox"/> (MM) <input type="checkbox"/> IN.																																																																																																																																																																																																																										
EQUIVALENT DIMENSION (SECONDARY)	<input type="checkbox"/> (MM) <input checked="" type="checkbox"/> IN.																																																																																																																																																																																																																										
REVISE ONLY ON CAD SYSTEM		SH.	REV.																																																																																																																																																																																																																								
CAD/CAM FILENAME SA90627X2 DCN	THIS DRAWING CONTAINS INFORMATION THAT IS PROPRIETARY TO MOLEX INC. & SHOULD NOT BE USED WITHOUT WRITTEN PERMISSION																																																																																																																																																																																																																										
TITLE C-GRID III SINGLE ROW KINKED PIN HEADER																																																																																																																																																																																																																											
MOLEX EUROPE		SHEET NO. 20F	DATE 90/08/11																																																																																																																																																																																																																								
PART NO. SEE CHART	DWG NO. SDA-90627	SIZE B																																																																																																																																																																																																																									
	10	9	8	7	6	5	4	3	2	1																																																																																																																																																																																																																	