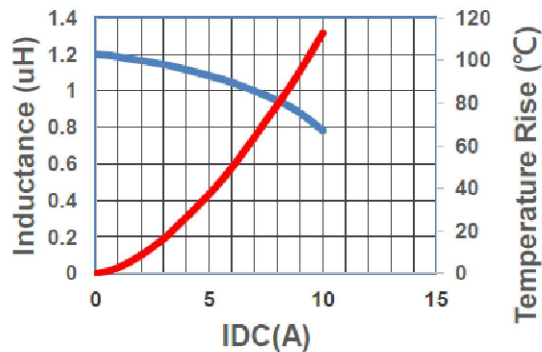
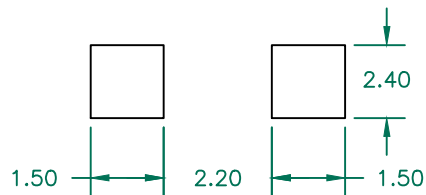


MGV04021R0M-12

PHYSICAL DIMENSIONS:

A	4.50	±	0.50
B	4.10	±	0.30
C	2.00	±	0.40
D	2.00	±	0.20
E	0.76	±	0.30

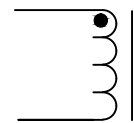
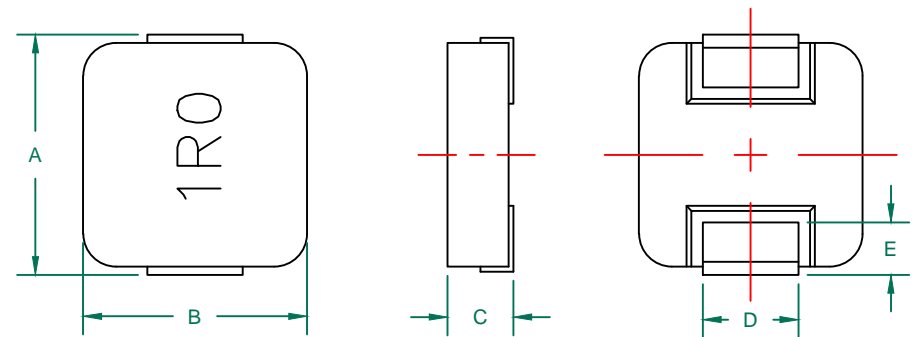
LAND PATTERNS FOR REFLOW SOLDERING



ELECTRICAL SPECIFICATION @ 25°C

	Min	Norm	Max
INDUCTANCE (uH) L @ 100 KHz/0.25V ± 20%	0.80	1.00	1.20
DCR (Ω)			0.027

Saturation Current Isat (A)	8.50
Temperature Rise Current Irms (A)	5.00



RoHS

NOTES: UNLESS OTHERWISE SPECIFIED

- COMPONENTS SHOULD BE ADEQUATELY PREHEATED BEFORE SOLDERING.
- OPERATION TEMPERATURE RANGE:
-55°C~+125°C (INCLUDING SELF-HEATING).
- SATURATION CURRENT Isat IS DEFINED AS MAXIMUM AMOUNT OF CURRENT BY WHICH INDUCTANCE WILL DROP BY APPROXIMATELY VALUE OF 30% OF INITIAL INDUCTANCE (Ta=25±5°C).
- TEMPERATURE RISE CURRENT (Irms): DC CURRENT THAT CAUSES THE TEMPERATURE RISE (ΔT APPROXIMATELY 40°C) FROM 25°C AMBIENT.

DIMENSIONS ARE IN mm.				This print is the property of Laird Tech. and is loaned in confidence subject to return upon request and with the understanding that no copies shall be made without the written consent of Laird Tech. All rights to design or invention are reserved.		Laird	
PROJECT/PART NUMBER:				REV	PART TYPE:	DRAWN BY:	
MGV04021R0M-12				A	POWER INDUCTOR	Jonson	
DATE:				SCALE:	SHEET:		
08/17/18				NTS	1 of 1		
REV	DESCRIPTION	DATE	INT	TOOL #			
A	ORIGINAL DRAFT	08/17/18	Jonson	-			
					MGV04021R0M-12-A		