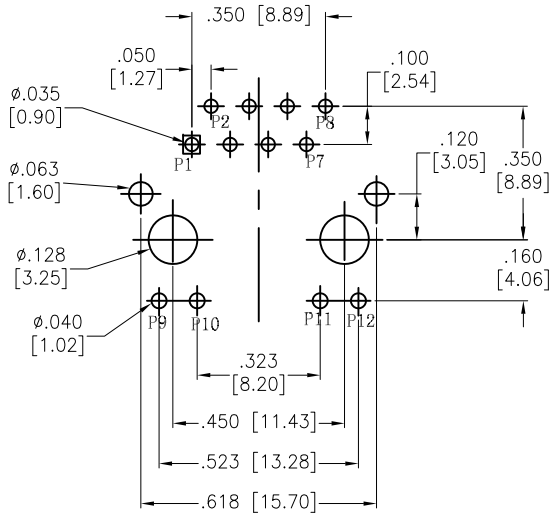
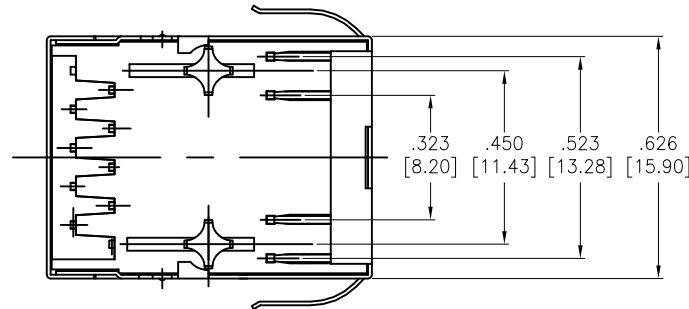
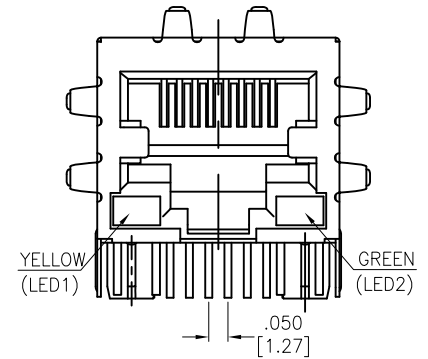
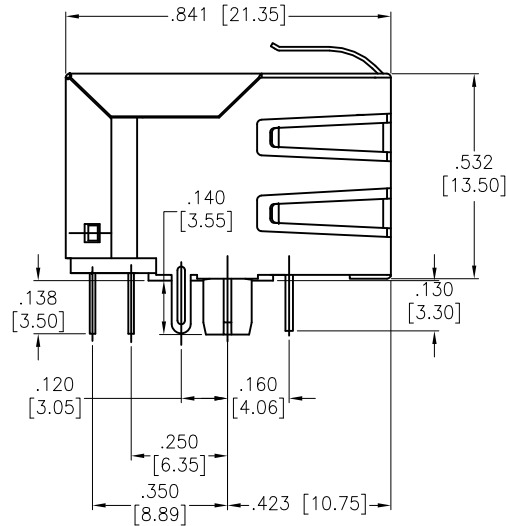


APPROVED: _____
 DATE: _____ TITLE: _____

Rev	AWO #	Description	Date	Appr
-		RELEASED	6/14/10	
A		REVISED SPEC.	7/7/11	
B		REVISED SPEC.	7/31/14	HR/SY
C		UPDATE DRAWING	7/16/20	AY/NL



RECOMMENDED PCB LAYOUT



SPECIFICATIONS:

Material:
 Housing: Thermoplastic, rated UL 94V-0, Color: Black
 Contacts: Copper Alloy
 Shield: Brass, Nickel plated
Plating:
 Round contact
 Gold over Nickel underplate overall
 Flat contact
 Gold over Nickel underplate on contact area,
 Tin over Nickel underplate on solder tails
Electrical:
A Voltage rating: 150 VAC
 Contact resistance: 20 mohms max
 Insulation resistance: 500 Mohms min
 Dielectric withstanding voltage: 1500 VAC or 2250 VDC
 Temperature Rating:
 Operating temperature: 0°C to +70°C
 Environmental:
 Lead free, RoHS compliant.



UNLESS OTHERWISE SPECIFIED ALL DIMENSIONS ARE INCHES [MM] TOLERANCES: EXCEPT AS NOTED			
INCHES		HOLES	
.X	± .10	Ø.X	± .10
.XX	± .020	Ø.XX	± .015
.XXX	± .015	Ø.XXX	± .010
APPROVALS		DATE	
DRAWN	DY	6/14/10	
CHECKED			
APPROVED			

ADAM TECH INTERCONNECTS
 909 Rahway Avenue,
 Union, NJ 07083
 Phone: 908-687-5000
 Fax: 908-687-5710

TITLE MODULAR TELEPHONE JACK, 1 PORT, 8P8C RJ45, W/ LED1 YELLOW LED2 GREEN			
SIZE X	PART NO. MTJ-88TX1-FSD-PG-LG-M4	REV. C	
REF: S00005C	SCALE: NTS	SHEET 1 OF 2	

6 5 4 3 2 1

APPROVED: _____
 DATE: _____ TITLE: _____

Rev	AWO #	Description	Date	Appr
SEE SHT 1 OF 2 FOR REVISION				

CAP 1000pF 2KV

75 OHM

75 OHM

75 OHM

1CT:1CT

1CT:1CT

P8

P6

P5

P3

P2

P4

P1

P9

P10

P11

P12

J8

J7

J5

J4

J6

J3

J2

J1

Pin	Yellow	Pin	Green
P9	+	P11	+
P10	-	P12	-

ELECTRICAL SPECIFICATIONS @25° C:

- TURN RATIO: (P1~P2) : (J1~J2) : 1:1±3%
 (P3~P6) : (J3~J6) : 1:1±3%
- INDUCTANCE: (P1~P2) AND (P3~P6) : 350uH MIN @0.1V, 100KHZ, 8mA DC BIAS
- LEAKAGE INDUCTANCE: P1~P2 (WITH J1 AND J2 SHORT) : 0.35uH MAX @1MHZ
 P3~P6 (WITH J3 AND J6 SHORT) : 0.35uH MAX @1MHZ
- INTERWINDING CAPACITANCE: (P1~P2) : (J1~J2) : 35pF MAX @ 1MHZ
 (P3~P6) : (J3~J6) : 35pF MAX @ 1MHZ
- DC RESISTANCE: (J1~J2) : (J3~J6) : 1.2 OHMS MAX
- RETURN LOSS: 1MHZ TO 30MHZ : -18dB MIN
 30MHZ TO 60MHZ : -(18-20log(f/30))dB MIN (WHERE F IS IN MHZ)
 60MHZ TO 80MHZ : -12dB MIN
- DIELECTRIC WITHSTAND: (P1~P2) : (J1~J2) : 1500VAC OR 2250VDC
 (P3~P6) : (J3~J6) : 1500VAC OR 2250VDC
- INSERTION LOSS: 1MHZ TO 100MHZ : -1.2dB MAX
- CROSS TALK: 1MHZ TO 100MHZ : -30dB MIN
- COMMON TO COMMON MODE ATTENUATION: 1MHZ TO 100MHZ : -30dB MIN

UNLESS OTHERWISE SPECIFIED
 ALL DIMENSIONS ARE INCHES [MM]
 TOLERANCES: EXCEPT AS NOTED

INCHES		HOLES	
.X	± .10	Ø.X	± .10
.XX	± .020	Ø.XX	± .015
.XXX	± .015	Ø.XXX	± .010

APPROVALS		DATE
DRAWN	DY	6/14/10
CHECKED		
APPROVED		

ADAM TECH INTERCONNECTS 909 Rahway Avenue,
 Union, NJ 07083 Phone: 908-687-5000
 Fax: 908-687-5710

TITLE: MODULAR TELEPHONE JACK, 1 PORT, 8P8C
 RJ45, W/ LED1 YELLOW LED2 GREEN

SIZE X	PART NO. MTJ-88TX1-FSD-PG-LG-M4	REV. C
REF: S00005C	SCALE: NTS	SHEET 2 OF 2

6 5 4 3 2 1