APPLICATION

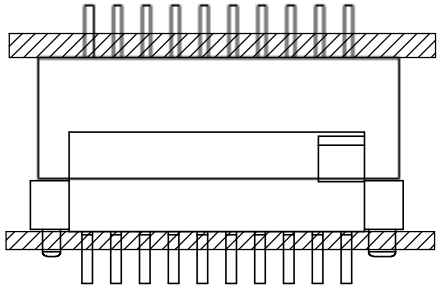

Recommended P.C. Board Layout

SCALE 8:1

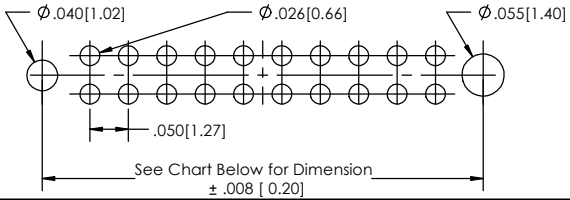

Pins Per Row	Dimension		Pins Per Row	Dimension		Pins Per Row	Dimension		Pins Per Row	Dimension		Pins Per Row	Dimension	
04	0.274	6.96	15	0.824	20.93	26	1.374	34.9	37	1.924	48.87	48	2.474	62.84
05	0.324	8.23	16	0.874	22.2	27	1.424	36.17	38	1.974	50.14	49	2.524	64.11
06	0.356	9.05	17	0.924	23.47	28	1.474	37.44	39	2.024	51.41	50	2.574	65.38
07	0.424	10.77	18	0.974	24.74	29	1.524	38.71	40	2.074	52.68			
08	0.474	12.04	19	1.024	26.01	30	1.574	39.98	41	2.124	53.95			
09	0.524	13.31	20	1.074	27.28	31	1.624	41.25	42	2.174	55.22			
10	0.574	14.58	21	1.124	28.55	32	1.674	42.52	43	2.224	56.49			
11	0.624	15.85	22	1.174	29.82	33	1.724	43.79	44	2.274	57.76			
12	0.674	17.12	23	1.224	31.09	34	1.774	45.06	45	2.324	59.03			
13	0.724	18.39	24	1.274	32.36	35	1.824	46.33	46	2.374	60.3			
14	0.774	19.66	25	1.324	33.63	36	1.874	47.6	47	2.424	61.57			

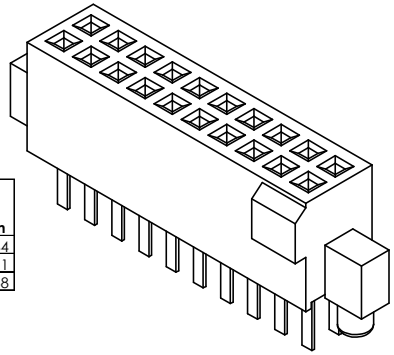

PSSHS-5XX-D-02-H-SE

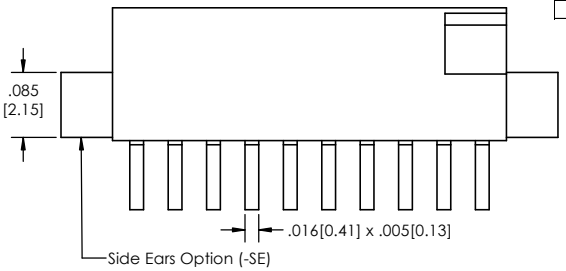

PSSHS-5XX-D-02-H-LC

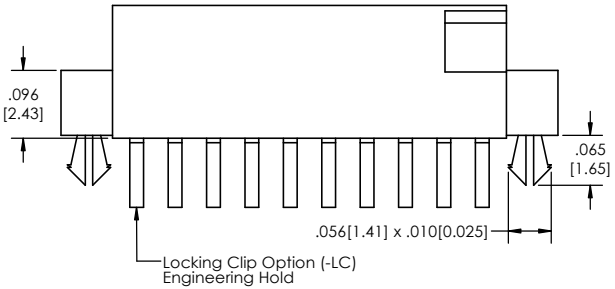

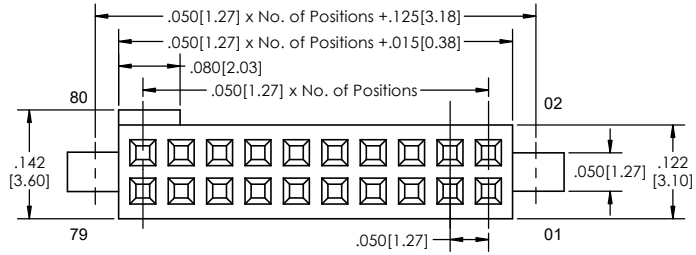

PSSHS-5XX-D-02-H-AP

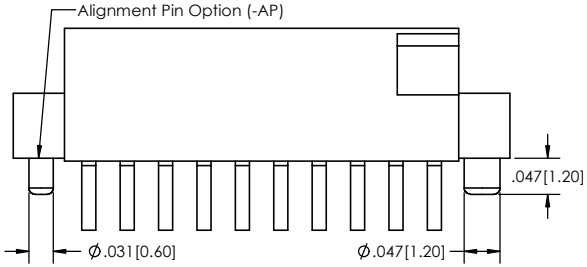

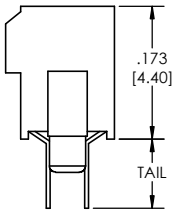

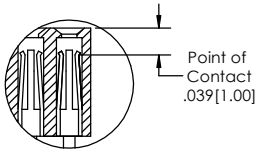

PSSHS-5 [XX] - [D] - [XX] - [X] - [X] - [XX] - [XX] - [XXX] - [LF]
(A) (B) (C) (D) (E) (F) (G) (H) (I)

A. Pins Per Row
- 1 through 40

B. Row Specification
- D= Double Row

C. Pin Options
- See Pin Options below

D. Plating Options
- See Plating Options below

E. Locking Clip Option
- Leave blank if not needed
- C= With

F. Alignment Pin Option
- Leave blank if not needed
- AP= With

G. Side Ears "SE" Option
- Leave blank if not needed
- SE= With

H. Polarized Position
- Leave blank if not needed
- If required, specify empty pin position
- e.g. 012 for Pin 12

I. Lead Free

Mates with:
PTSHS
PTSHSM

Plating options	
GT	-10µ Gold on Contact Area/ Matte Tin on Tail
H	-30µ Gold on Contact Area/ Matte Tin on Tail
F	-Gold Flash over Entire Pin

Pin Options		
Tail Length		
.090	2.29mm	02
.120	3.05mm	04

Specifications:
Current Rating: 1.0 Ampere
Insulation Resistance: 1000M Ohms Min.
Dielectric Withstanding: 300V AC
Contact Resistance: 20M Ohms Max.
Operation Temperature: -40°C to +105°C
Max. Process Temperature
Peak: 260°C up to 10 secs.
Process: 230°C up to 60 secs.
Wave: 260°C up to 6 secs.
Manual Solder: 350°C up to 5 secs.

Materials:
Contact Material: Phosphor Bronze
Insulator Material: Nylon 6T

Tails may be clipped to acheive specific dimensions.

Products cut to specific sizes are uncancellable/ nonreturnable.
Parts are subject to change without notice.

PROPRIETARY AND CONFIDENTIAL
THE INFORMATION CONTAINED IN THIS DRAWING IS THE SOLE PROPERTY OF Major League Electronics. ANY REPRODUCTION IN PART OR AS A WHOLE WITHOUT THE WRITTEN PERMISSION OF Major League Electronics IS PROHIBITED.

UNLESS OTHERWISE SPECIFIED:
DIMENSIONS ARE IN INCHES
TOLERENCES:
ONE DECIMALS ±.100
TWO DECIMAL ±.100
THREE DECIMAL ±.005
FOUR DECIMAL ±.002

INTERPRET GEOMETRIC TOLERANCING PER:
MATERIAL
FINISH
NEXT ASSY | USED ON
APPLICATION | DO NOT SCALE DRAWING

	NAME	DATE
DRAWN	EOW	05/18/16
CHECKED	GWE	05/18/16
ENG APPR.		
MFG APPR.		

ADDRESS:
2533 Centennial Blvd.
Jeffersonville, In 47130
Phone: 812-670-4174
Fax: 812-670-4175
E-Mail: mle@mlelectronics.com

MAJOR LEAGUE Electronics

TITLE: PSSHS-5 SERIES
SIZE C | DWG. NO. | REV D
SCALE 8:1 | SHEET 1 OF 1