

4

3

2

1

THIS DRAWING IS UNPUBLISHED.

RELEASED FOR PUBLICATION

ALL RIGHTS RESERVED.

© COPYRIGHT - By -

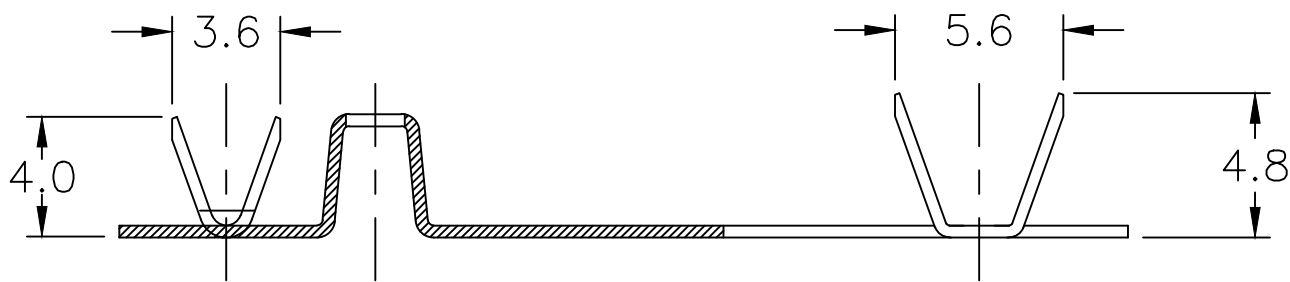
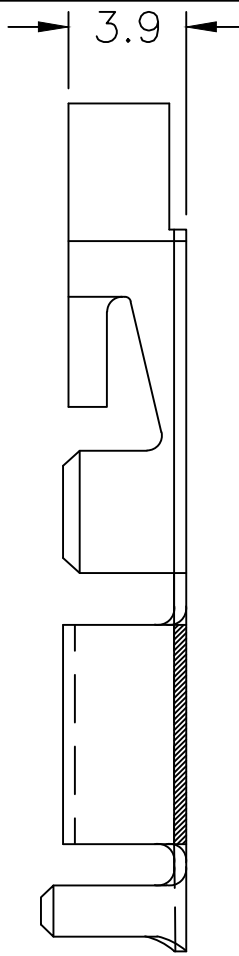
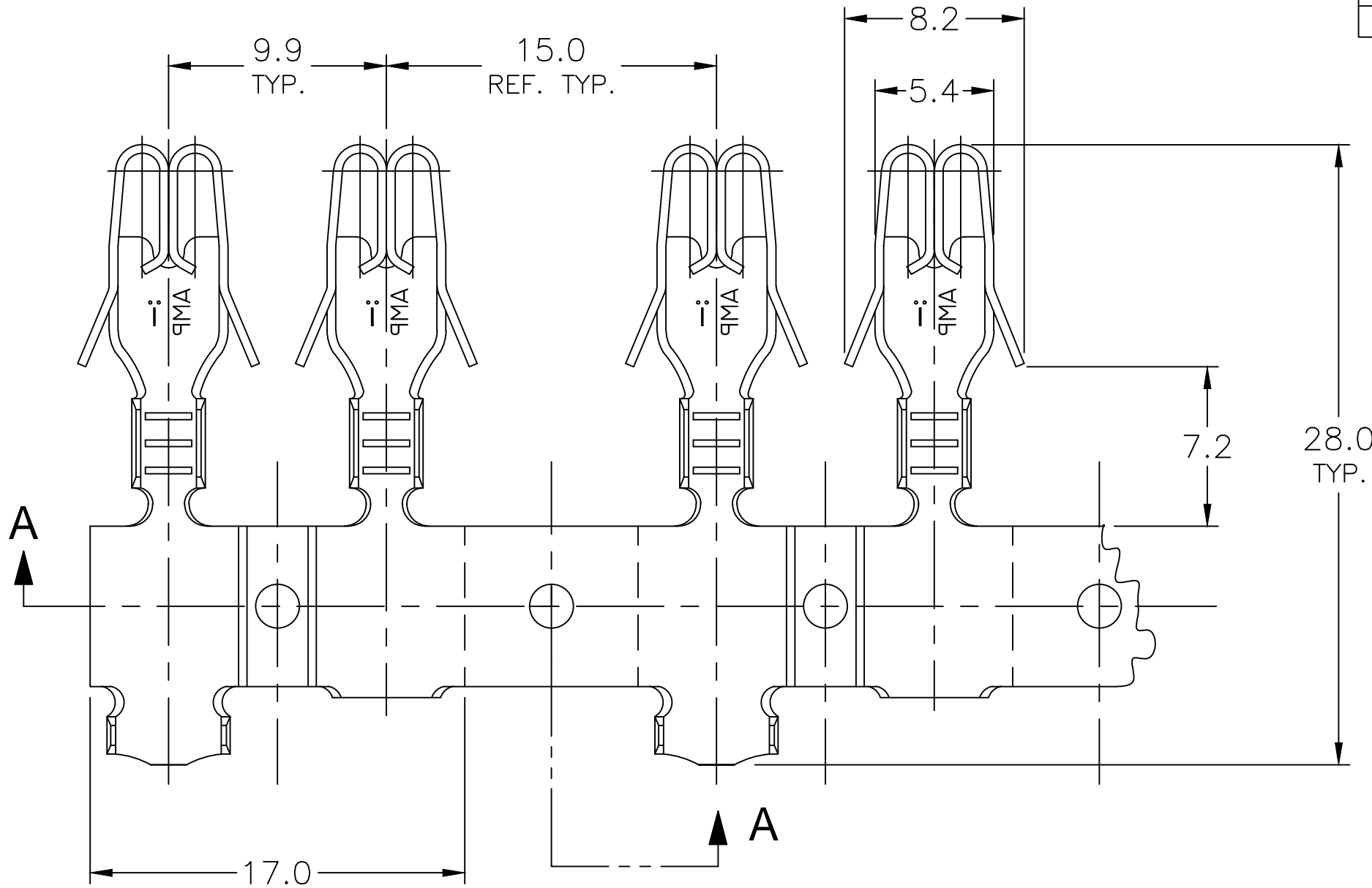
CAD
AutoCAD
DO NOT REVISE
EXCEPT BY CAD

LOC
AP

DIST
-

REVISIONS
REVISÃO

P	LTR LT	DESCRIPTION DESCRIÇÃO	DATE DATA	DWN DES	APVD APR
	A1	REVISED DRAWING	29SEP2014	NCL	DAO
		ECO-14-014728			



SECTION - A A

INSUL. DIA. RANGE	3,0-4,3mm
WIRE RANGE	1,0-2,5mm ²

THIS DRAWING IS A CONTROLLED DOCUMENT.

DIMENSIONS: DIMENSÕES mm	TOLERANCES UNLESS OTHERWISE SPECIFIED: TOLERÂNCIA NÃO ESPECIFICADAS
	0 PLC/DEC ± - 1 PLC/DEC ± 0,5 2 PLC/DEC ± - 3 PLC/DEC ± - 4 PLC/DEC ± - ANGLES/ANGULARES ± 1°
MATERIAL	FINISH ACABAMENTO
SEE TABLE	SEE TABLE

PRÉ ESTANHADO / PRE TIN	LATÃO / BRASS	493693-1
FINISH	MATERIAL	PART NUMBER
DWN/DES A.PERUSSI 28JUN99 CHK/CH P.L.FARIA 28JUL99 APVD/APR F. ALEXANDRONI 28JUL99 PRODUCT SPEC - APPLICATION SPEC - WEIGHT -		STE TE Connectivity NAME DESRIÇCO FUSE CONTACT (BUS BAR) - - SIZE A3 CAGE CODE 00779 DRAWING NO DESENHO NO C=493693 RESTRICTED TO -
CUSTOMER DRAWING/DESENHO DE CLIENTE		SCALE ESCALA 4:1
		SHEET FOLHA 1 DE 1
		REV A1