

LTI Product Accessories

Laser Sensors

TruSense S Series Accessories

4 Inch Flange

Part No: 3004960

E1 Desc: FLANGE,4" THRD,FPT,POLY, BLACK

Adapt the Ruggedized Enclosure to your tank or silo. Accepts 4 inch NPT standard thread from the Tank Adaptor.




Dust Tube

Part No: 3004957

E1 Desc: TUBE,DUST,RUGGEDIZED HOUSING

Snaps onto the Tank Adaptor and helps protect the laser glass from contamination and is recommended for dusty environments.



High Speed DB9 To USB Cable

Part No: 4824769

E1 Desc: CABLE,USB RS232 To DB9 MALE

Ruggedized Enclosure

Part No: 7024897

E1 Desc: ASSY,RUGGEDIZED ENCLOSURE

Protects any S-Series sensor from outside contamination or damage.



Ruggedized Enclosure Power Comm Cable

Part No: 7054691

E1 Desc: ASSY,CABLE,TERMINAL BLOCK,S200

S100 9VDC Power Comm Cable

Part No: 7054670

E1 Desc: ASSY,CABLE,PWR DOWNLOAD,S100

A completely pre-assembled configuration cable for your convenience. (Not intended for field installation. Only 1 recommended regardless of sensor quantity.)



TruSense S Series Accessories

S200 12VDC Power Comm Cable

Part No: 7054671

E1 Desc: ASSY,CABLE,PWR DOWNLOAD,S200

A completely pre-assembled configuration cable for your convenience. (Not intended for field installation. Only 1 recommended regardless of sensor quantity.)



Spanner Wrench

Part No: 9034501

E1 Desc: SPANNER,WRENCH,7/16X5"

Necessary to tighten the Tank Adaptor from the Ruggedized Enclosure to a 4 inch NPT fitting (only 1 needed regardless of sensor quantity).



Sunshade

Part No: 1134749

E1 Desc: SUNSHADE,INDUSTRIAL MOUNT

Protect your LTI sensor from inclement weather, sun and overhead dust.



Swivel Mount

Part No: 3004959

E1 Desc: MOUNT,SWIVEL PEDISTAL,INDUST.

Permanently mount your LTI sensor with swivel and tilt adjustments. Requires LTI Mounting Plate.

Permanently mount and align your LTI Sensor with pan and tilt adjustments



Tank Adaptor

Part No: 7035146

E1 Desc: ASSY,ADAPTER RING,PLUG

Connect the Ruggedized Enclosure to a tank or silo with a 4-inch threaded opening. Air-purge ready.




Universal Adaptor Plate

Part No: 7035137

E1 Desc: UNIVERSAL ADAPTER PLATE

Mount any LTI sensor or sunshade. Compatible with Ruggedized Enclosure. Mounting Plate required for all sensors and sunshade except Ruggedized Enclosure.



Universal Laser Sensor Accessories

ULS 12VDC Power Comm Cable

Part No: 7054667
E1 Desc: ASSY,CABLE,EXTERNAL POWER,ULS



ULS Alignment Scope

Part No: 3502786
E1 Desc: Scope,1.5-4x16 Zoom

The ULS Sensor includes a mounting bracket for this scope.
Magnifies field by 1.5X



ULS Interface Package Kit

Part No: 7034740
E1 Desc: Assy,ULS Interface Package


Includes: Users manual, Interface Software, RS232 cable-36" length, 4 pin to DB9.
Only 1 Interface Package required for multiple ULS units.



Universal Adaptor Plate

Part No: 7035137
E1 Desc: UNIVERSAL ADAPTER PLATE

Mount any LTI sensor or sunshade. Compatible with Ruggedized Enclosure. Mounting Plate required for all sensors and sunshade except Ruggedized Enclosure.



TruSense T Series Accessories

6 Pin To 6 Pin T100 To T200 Cable

Part No: 4824735
E1 Desc: CABLE,6 POS,FEMALE,T100 TO T20



T100 12VDC Power Comm Cable

Part No: 7054669
E1 Desc: ASSY,CABLE,PWR DOWNLOAD,T100

A completely pre-assembled configuration cable for your convenience. (Not intended for field installation. Only 1 recommended regardless of sensor quantity.)



TruSense T Series Accessories

T100 Optics Kit (1 Pair Includes Hardware)

Part No: 7024839

E1 Desc: ASSY,LENS,BEAM SPREAD,PKG,T100



T100/T200 Mounting Bracket

Part No: 1154815

E1 Desc: BRACKET,CENTER, T100/T200

Easily mount the TruSense Speed System for overhead and side-fire installations.

