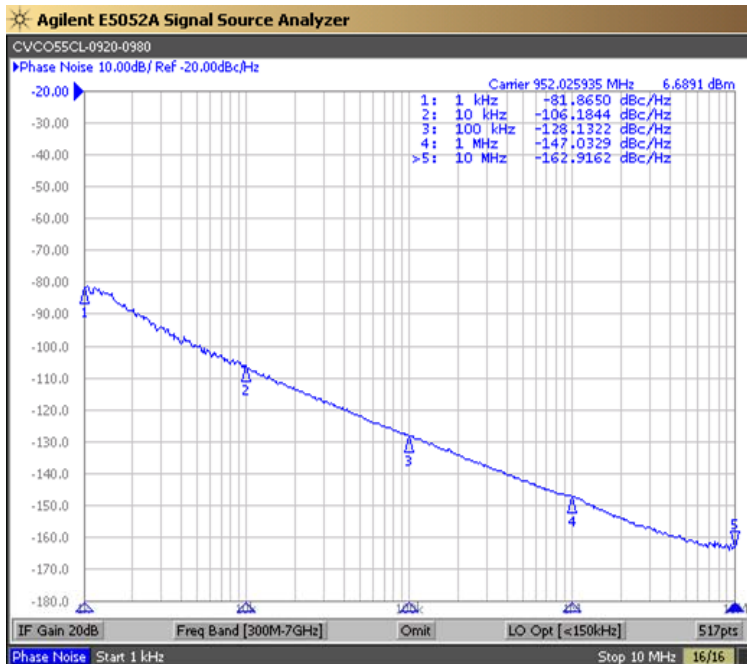


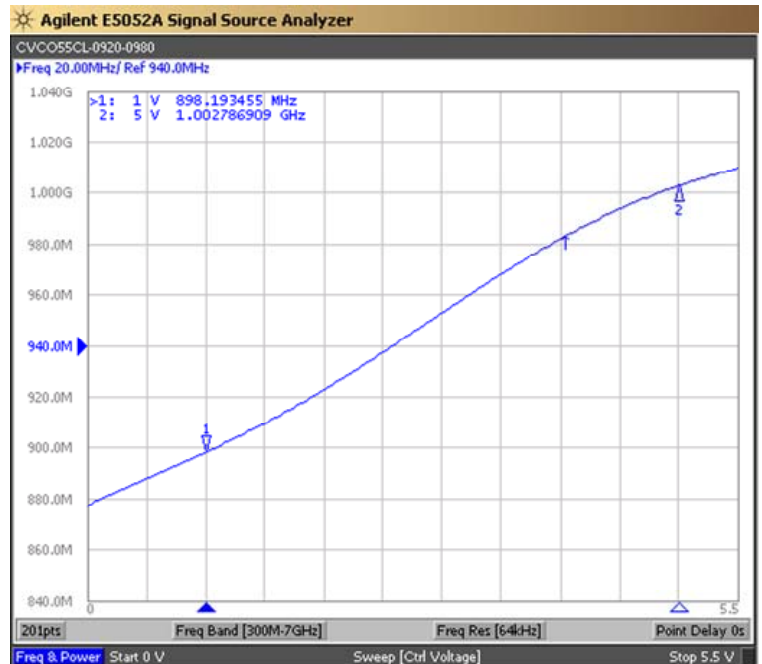


PERFORMANCE SPECIFICATION	MIN	TYP	MAX	UNITS
Lower Frequency:			920	MHz
Upper Frequency:	980			MHz
Tuning Voltage:	1.0		5.0	VDC
Supply Voltage:	4.75	5.0	5.25	VDC
Output Power:	+3.0	+6.0	+9.0	dBm
Supply Current:			35	mA
Harmonic Suppression (2 nd Harmonic):		-12		dBc
Pushing:		13.0		MHz/V
Pulling, all Phases:		3.0		MHz pk-pk
Tuning Sensitivity:		30		MHz/V
Phase Noise @ 10kHz offset:		-105	-100	dBc/Hz
Phase Noise @ 100kHz offset:		-128	-123	dBc/Hz
Load Impedance:		50		Ω
Input Capacitance:			30	pF
Operating Temperature Range:	-40		+85	$^{\circ}$ C
Storage Temperature Range:	-45		+90	$^{\circ}$ C

Phase Noise (1 Hz BW, Typical)



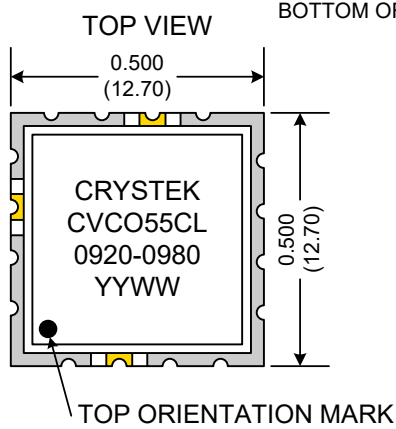
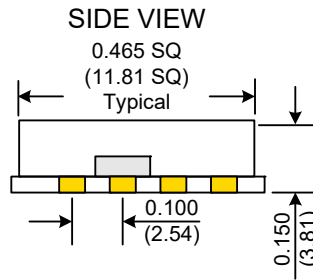
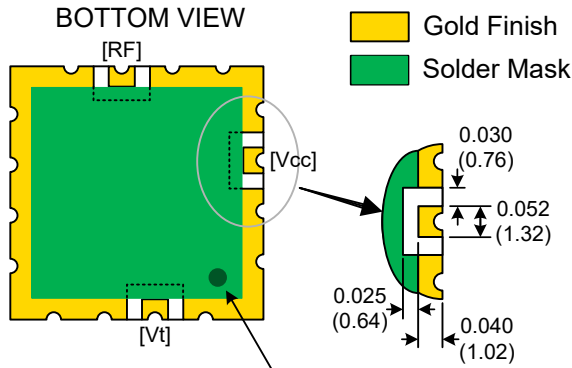
Tuning Curve (Typical)



Product Control:

Crystek Part Number:	CVCO55CL-0920-0980	Release Date:	03-Jan-2019
Revision Level:	F	Responsible:	C. Vales





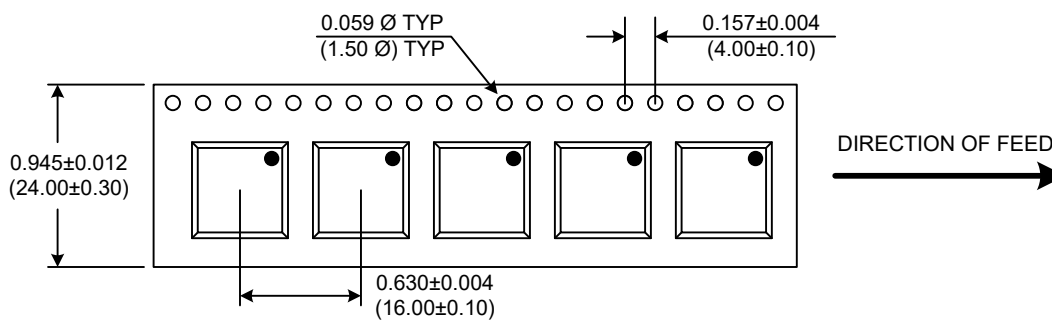
BOTTOM ORIENTATION MARK



Pad	Connection
2	Vt
10	RF-OUTPUT
14	Vcc
Others	GROUND

- Unless otherwise specified, Dimensions are in: $\frac{IN}{(mm)}$
- Pad Location Dimensions are in: Inches

TAPE AND REEL



Drawing not to scale

Product Control:

Crystek Part Number:	CVCO55CL-0920-0980	Release Date:	03-Jan-2019
Revision Level:	F	Responsible:	C. Vales

Crystek Corporation reserves the right to make changes to its products and/or information contained herein without notice. No liability is assumed as a result of its use or application.