CUSTOMER: TELLIUM

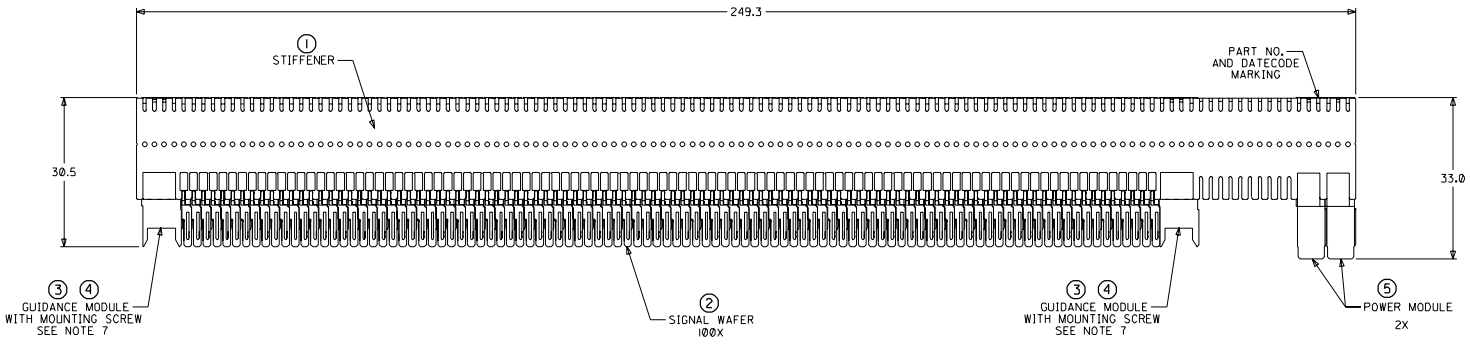

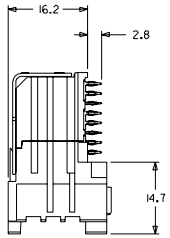



NOTES: (UNLESS OTHERWISE SPECIFIED)

1. MATERIALS: HOUSING - LIQUID CRYSTAL POLYMER (LCP), GLASS-FILLED, UL94V-0, BLACK. TERMINALS - HIGH PERFORMANCE COPPER ALLOY. STIFFENER - STAINLESS STEEL.
2. FINISH: SELECTIVE GOLD (AU) IN CONTACT AREA, 0.00076mm MINIMUM THICKNESS; SELECTIVE TIN/LEAD (Sn/Pb) ON PCB TAILS, NICKEL (NI) OVERALL.
3. REFER TO MOLEX PRODUCT SPECIFICATION PS-74031-999 FOR PERFORMANCE SPECIFICATIONS.
4. REFER TO MOLEX DOCUMENT SD-74681-002 FOR ADDITIONAL DETAIL ON THE HSD8 SIGNAL WAFER.
5. REFER TO MOLEX DOCUMENT SD-74037-006 FOR ADDITIONAL DETAIL ON THE GUIDANCE MODULE.
6. REFER TO MOLEX DOCUMENT SD-74026-002 FOR ADDITIONAL DETAIL ON THE POWER MODULE.
7. MOUNTING SCREWS WILL BE BAGGED WITH EACH CONNECTOR.
8. PARTS ARE PACKAGED IN TUBES PER PK-70873-5041.

ITEM	PART NUMBER	DESCRIPTION	QTY
1	74046-0249	STIFFENER	1
2	74681-0001	HSD8 WAFER	100
3	74037-0008	POLARIZING/GUIDE MODULE	2
4	73726-0000	GUIDE MODULE MNTG SCREW	2
5	74026-8221	POWER MODULE	2

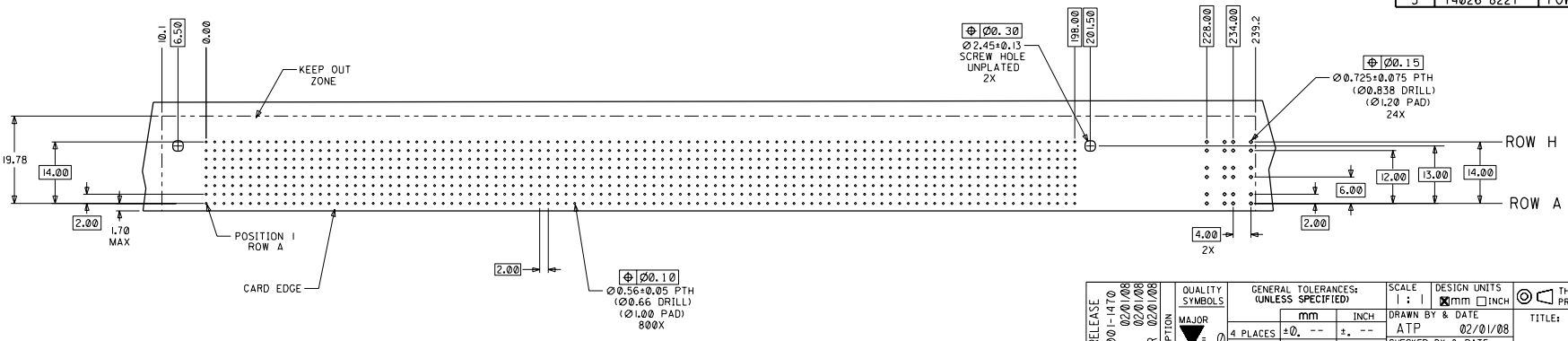

DAUGHTERCARD HOLE PATTERN
(CONNECTOR SIDE)

REV	DESCRIPTION	EC NO.	DRWN	CH'K	APPR
A	INITIAL RELEASE	UDT2001-1470	ATP 02/01/08	LAURX 02/01/08	BIXLER 02/01/08

QUALITY SYMBOLS: MAJOR = Ø; CRITICAL = Ø

GENERAL TOLERANCES: (UNLESS SPECIFIED)

	mm	INCH
4 PLACES	±0. --	±. --
3 PLACES	±0. --	±. --
2 PLACES	±0. --	±. --
1 PLACE	±0. --	±. --
ANGULAR: ± 2°		

DRAFT WHERE APPLICABLE MUST REMAIN WITHIN DIMENSIONS

SCALE 1:1 | DESIGN UNITS ☒ mm ☐ INCH | THIRD ANGLE PROJECTION | DIMENSIONS: ☐ mm/INCH ☐ INCH/mm ☒ mm ONLY | SHT | REV | REVISE ON CAD ONLY

DRAWN BY & DATE: ATP 02/01/08
CHECKED BY & DATE: LAURX 02/01/08
APPROVED BY & DATE: BIXLER 02/01/08

TITLE: 8 ROW HSD DAUGHTERCARD ASSEMBLY SALES DRAWING

MOLEX INCORPORATED

CAD FILENAME: SD-74680-110 | MATERIAL NO.: 74680-0110 | DRAWING NO.: SD-74680-110 | SHEET NO.: 1 OF 1 | SIZE: D

THIS DRAWING CONTAINS INFORMATION THAT IS PROPRIETARY TO MOLEX INCORPORATED AND SHOULD NOT BE USED WITHOUT WRITTEN PERMISSION.