
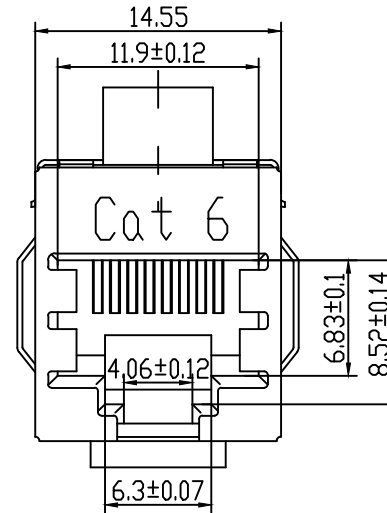
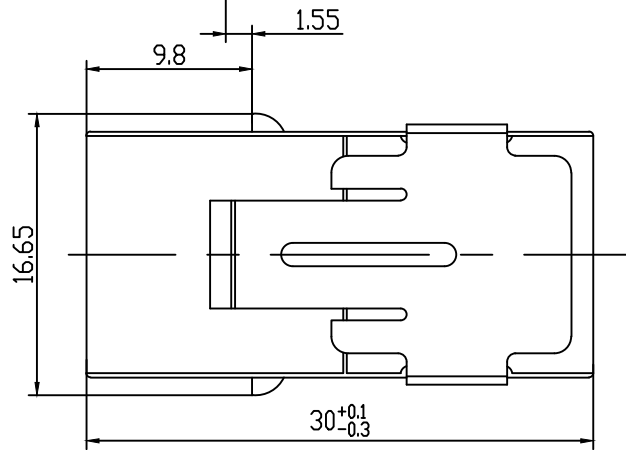
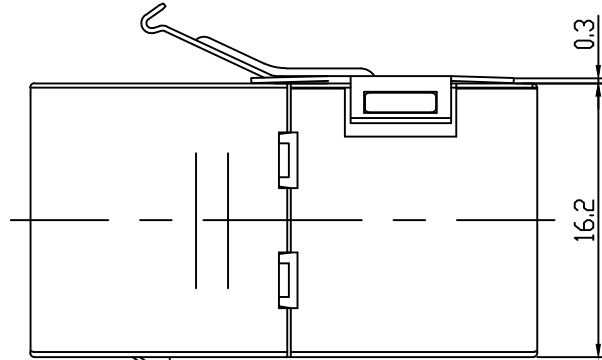


THIS IS A C.A.D. GENERATED DRAWING
DO NOT MAKE MANUAL REVISIONS TO MASTER.



* UNLESS OTHERWISE SPECIFIED TOLERANCES
ON DECIMAL IS: 00~15 ±0.15
UNIT: MM 15~30 ±0.20
30~ ±0.25
ANGLES: ±1°

ISSUE NUMBER	
ORIGINAL	①
DRAWING UPDATED	②
JOHNNY JAN.16-2021	



NOTES:

1. ELECTRICAL:

- 1.1 VOLTAGE RATING: 150 VAC RMS;
- 1.2 CURRENT RATING: 1.5 AMP;
- 1.3 CONTACT RESISTANCE: 20 MILLIOHMS Max;
- 1.4 INSULATION RESISTANCE: 1000 MEGOHMS Min @500 VDC;
- 1.5 DIELECTRIC STRENGTH: : 750VAC; ONE CONTACT TO ALL OTHER CONTACTS CONNECTED : 1000VAC; ALL CONTACTS CONNECTED TOGETHER TO SHIELD, TOGETHER. 50 or 60Hz 1min

2. MATERIAL:

- 2.1 HOUSING: ABS BLACK ; SHIELDED CASE: STAINLESS STEEL;
- 2.2 TERMINALS: Ø0.46 PHOSPHOR BRONZE,

3. MECHANICAL

- 3.1 MATING/UNMATING FORCE: 30N Max.
- 3.2 RETENTION STRENGTH: 50N for 60S±5S
- 3.3 DURABILITY: 750 CYCLES.

4. ENVIRONMENTAL:

- 4.1 STORAGE: : 0°C~70°C (ABS) ,-40°C~85°C (PBT) RELATIVE HUMIDITY<80% .
- 4.2 OPERATION: 0°C~70°C (ABS) ,-40°C~85°C (PBT) .
- 4.3 GUARANTEE PERIOD: 12 MONTHS.

THESE DRAWINGS AND SPECIFICATIONS ARE THE PROPERTY OF MH CONNECTORS LTD. AND SHALL NOT BE REPRODUCED, COPIED OR USED AS THE BASIS FOR THE MANUFACTURE OR SALE OF APPARATUS WITHOUT WRITTEN PERMISSION.

DRAWN Johnny	DATE 11-16-21
-----------------	------------------

APPROVED Victor Lin	DATE 11-16-21
------------------------	------------------

SCALE 1:1	SHEET OF 1 OF 1	REV: 2.0
--------------	--------------------	-------------

DRAWING No MH3101S-CAT6



THIS SERIES FULLY CONFORMS TO THE EUROPEAN UNION DIRECTIVES 2002/95/EC AND 2002/96/EC FOR RoHS COMPLIANCY.



MH CONNECTORS LTD.