



brainboxes

www.brainboxes.com

Accessories - Power Supplies

Power Supplies

Brainboxes offers a variety of accessories that are compatible with our devices. Our products are supplied with everything you need to get started but you may require additional accessories depending on your application.

All our power supplies are available to be purchased separately with no minimum order quantity. If you are unsure about any alternative power supply requirements please speak to the sales team.

Check your power supply selection for compatibility with Brainboxes ED/BB/US product codes:

POWER SUPPLY/ PRODUCT CODE	PW-245	PW-301	PW-323	PW-400	PW-500	PW-600	PW-623	PW-650	PW-800
ED-004	✓		✓			✓	✓		
ED-008	✓		✓			✓	✓		
ED-038	✓		✓			✓	✓		
ED-204	✓		✓			✓	✓		
ED-516	✓		✓			✓		✓	
ED-527	✓		✓			✓		✓	
ED-538	✓		✓			✓		✓	
ED-549	✓		✓			✓		✓	
ED-560	✓		✓			✓		✓	
ED-582	✓		✓			✓		✓	
ED-588	✓		✓			✓		✓	
ED-593	✓		✓			✓		✓	
BB-400				✓					
BB-411				✓					
US-279					✓				
US-346					✓				
US-601					✓				
US-842					✓				



brainboxes

www.brainboxes.com

Accessories - Power Supplies

Check your power supply selection for compatibility with Brainboxes ES product codes:

POWER SUPPLY/ PRODUCT CODE	PW-245	PW-301	PW-323	PW-400	PW-500	PW-600	PW-623	PW-650	PW-800
ES-246	✓		✓			✓			✓
ES-257	✓		✓			✓			✓
ES-279	✓		✓			✓			✓
ES-313	✓		✓			✓			✓
ES-320	✓		✓			✓			✓
ES-346	✓		✓		✓	✓			
ES-413	✓		✓						✓
ES-420	✓		✓						✓
ES-446	✓		✓						✓
ES-457	✓		✓						✓
ES-511	✓		✓			✓		✓	
ES-522	✓		✓			✓		✓	
ES-551	✓		✓			✓		✓	
ES-571	✓		✓			✓		✓	
ES-701	✓		✓			✓			✓
ES-842	✓		✓		✓	✓			
ES-020	✓		✓			✓	✓		
ES-357	✓		✓			✓	✓		



brainboxes

www.brainboxes.com

Accessories - Power Supplies

Check your power supply selection for compatibility with Brainboxes SW product codes:

POWER SUPPLY/ PRODUCT CODE	PW-245	PW-301	PW-323	PW-400	PW-500	PW-600	PW-623	PW-650	PW-800
SW-005	✓		✓			✓	✓		
SW-008	✓		✓			✓			
SW-015	✓		✓			✓	✓		
SW-104	✓		✓			✓		✓	
SW-105	✓		✓			✓		✓	
SW-108	✓		✓			✓		✓	
SW-115	✓		✓			✓		✓	
SW-125	✓	✓	✓			✓			
SW-504	✓		✓			✓		✓	
SW-505	✓		✓			✓		✓	
SW-508	✓		✓			✓			
SW-515	✓		✓			✓			
SW-525	✓	✓	✓			✓			
SW-705	✓		✓			✓		✓	
SW-708	✓		✓			✓		✓	
SW-715	✓		✓			✓		✓	
SW-725	✓	✓	✓			✓			

PW-500 and PW-800 power supplies come as standard with your purchase of the corresponding Brainboxes product.

All Brainboxes products with Screw Terminals are designed to be wired into existing infrastructure; as such the PW-600, PW-623 and PW-650 are not supplied as standard with these products.



brainboxes

www.brainboxes.com

Accessories - Power Supplies



PW-245


60W SINGLE OUTPUT INDUSTRIAL DIN POWER SUPPLY

WIRE GAUGE: 24-12 AWG

PITCH: Output 5mm/Input 10mm

Features: Provides a stable 24VDC output to power industrial devices. Installable on DIN rail TS-35/7.5 or 15. Protections: Short Circuit/Overload/ Over Voltage/Over Temperature. POWER SUPPLY INPUT: 85VAC to 264VAC or 120VAC to 370VAC POWER SUPPLY OUTPUT: Nominal 24VDC Adj 21.6V to 29.0V

Note: Only qualified electricians should install due to mains input Voltages



PW-301

DIN RAIL POWER SUPPLY 48VDC 96W

WIRE GAUGE: 24-12 AWG


PITCH: Output 5mm/Input 10mm

Features: Voltage Range: 100-240VAC Output Range: Nominal 48VDC Adjustable 44.2VDC to 52.5VDC Enclosure complies with DIN 43880 / EN 60715

POWER SUPPLY INPUT: 100-240V 50-60Hz

POWER SUPPLY OUTPUT: Nominal 48VDC Adj. 44.2VDC to 52.5VDC

Note: Only qualified electricians should install due to mains input Voltages



PW-323

PoE SPLITTER

Packaged Dimensions = 16x14x5cm, 6.3x5.5x1.9in

Packaged Weight = 0.15 kg, 0.32 pounds

OUTPUT CONNECTOR: 4mm jack or 2 pole terminal block

ETHERNET: 10/100

For use with all ES/ED/SW products. Features: Wide input voltage range 36VDC to 57VDC Splits 48VDC over the RJ45 Ethernet cable into 24VDC power output. PoE enables non-PoE devices. Complies with IEEE802.3af/at


INPUT POWER: PoE, PoE+ 36VDC to 57VDC

OUTPUT POWER: 24VDC 24W



brainboxes

www.brainboxes.com



PW-400

POWER ADAPTER 12V 1.5A TERMINAL TAILS
UK/EU/US/AUS

Length = 1.4m, 4.6ft

Packaged Weight = 0.20 kg, 0.45 pounds

This power supply is for use with BB-400. Features: RoHS Compliant.

INPUT: 100-240VAC 50/60Hz 0.5A
OUTPUT: 12VDC 1.5A



PW-500


POWER ADAPTER 5V 3A 2.1MM SCREW LOCK

Length = 1m, 3.3ft

Packaged Weight = 0.33 kg, 0.73 pounds

This power supply is for use with US-279, US-346, US-601, US-842, ES-346 & ES-842. Features: VW-1 Rated, UL Approved, CE Approved, RoHS Compliant. Plug fittings cover 189 countries world wide.

INPUT: 100-240VAC 50/60Hz 1A
OUTPUT: 5VDC 2A



PW-600

POWER ADAPTER 5VDC 1.2A

Length = 1m, 3.3ft

Packaged Weight = 0.33 kg, 0.73 pounds

This power supply is for use with ES-057 (-357), ES-020, ES-031, ES-042, ES-857 & ES-957. Features: VW-1 Rated, UL Approved, CE Approved, RoHS Compliant. Plug fittings cover 189 countries world wide.


INPUT: 100-240VAC 47-63Hz 0.2A
OUTPUT: 5VDC 1.2A



brainboxes

www.brainboxes.com

Accessories - Power Supplies




PW-623

POWER ADAPTER 5V USB TO 3 PIN SCREW
TERMINAL BLOCK

Length = 1.8m, 6ft
Packaged Weight = 0.101 kg, 0.22 pounds

This power supply is for use with ED-004, ED-008, ED-038, ED-204, ES-020, ES-357, SW-005, SW-015
Features: RoHS Compliant.



PW-650

POWER ADAPTER 5V USB TO 5 PIN SCREW
TERMINAL BLOCK

Length = 1.8m, 5.9ft
Packaged Weight = 0.101 kg, 0.22 pounds

This power supply is for use with any 5 series device. Features:
RoHS Compliant.



PW-800

POWER ADAPTER 5V 1A 4MM TIP
UK/EU/US/AUS

Length = 1m, 3.3ft
Packaged Weight = 0.33 kg, 0.73 pounds

This power supply is for use with ES-246, ES-257, ES-279, ES-313, ES-320, ES-701
Features: VW-1 Rated, UL Approved, CE Approved, RoHS Compliant. Plug fittings cover 189 countries world wide.
INPUT: 100-240VAC 47-63Hz 0.2A
OUTPUT: 5VDC 1.2A