


Data sheet | Item number: 713-1418/117-000/997-409

THR male header, 2-row; 0.8 x 0.8 mm solder pin; straight; 100% protected against mismatching; in tape-and-reel packaging; Pin spacing 3.5 mm; 36-pole; black



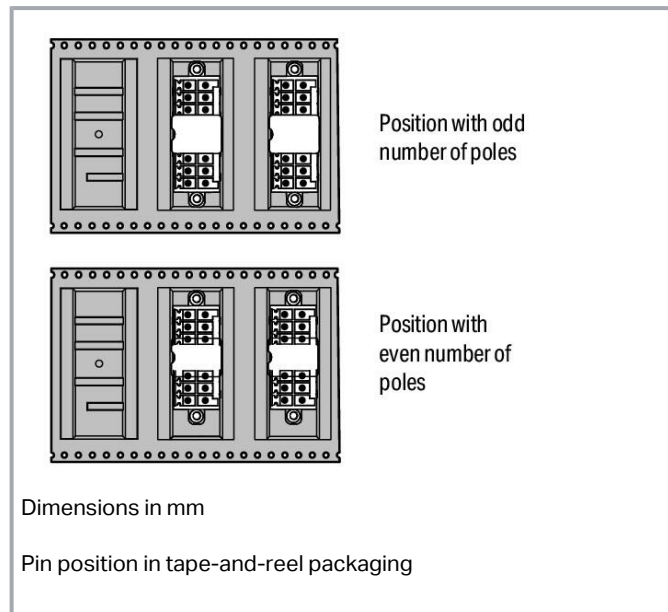
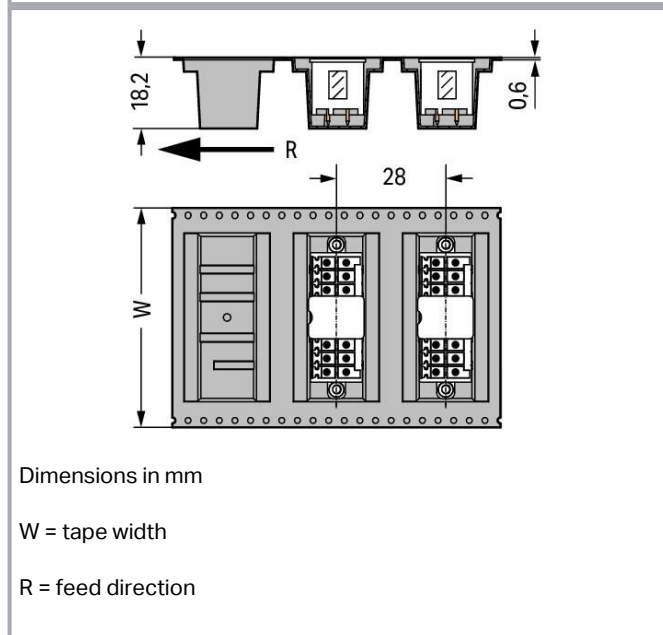
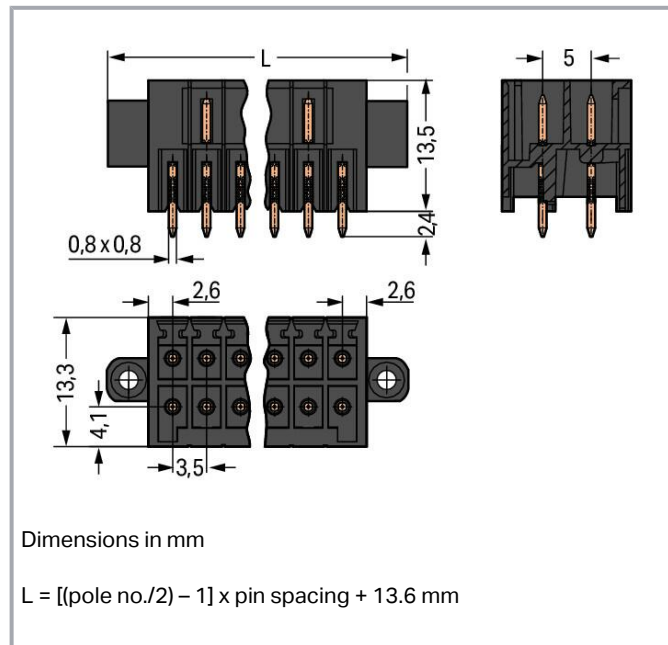
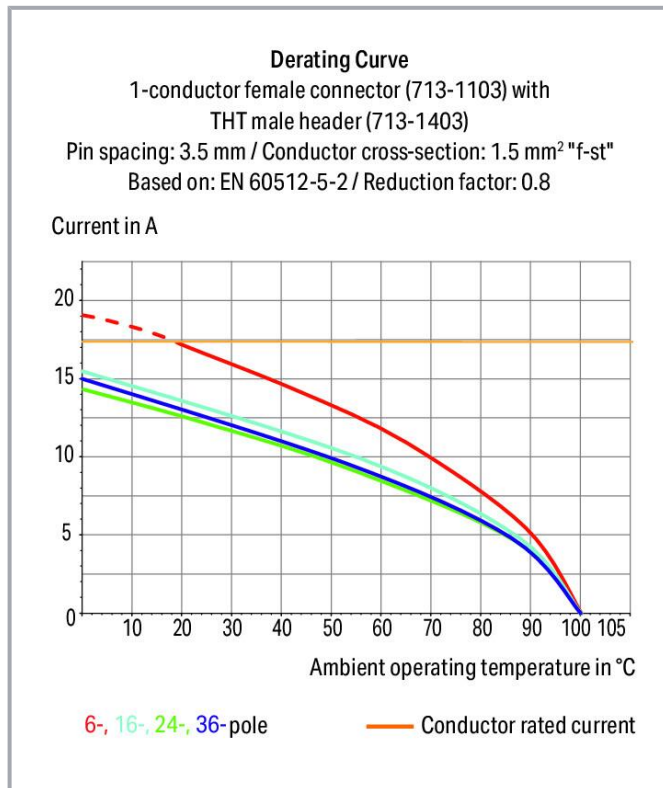
www.wago.com/713-1418/117-000/997-409



Subject to changes. Please also observe the further product documentation!

WAGO GmbH & Co. KG
Hansastr. 27
32423 Minden
Phone: +49571 887-0 | Fax: +49571 887-169
Email: info.de@wago.com | Web: www.wago.com

Do you have any questions about our products?
We are always happy to take your call at +49 (571) 887-44222.



Item description

- THR male headers for reflow soldering in SMT applications

Subject to changes. Please also observe the further product documentation!



- Available in tape-and-reel packaging for automated pick-and-place PCB assembly
- Separated pin slots prevent damage and make the headers touch-proof when unplugged
- 100% protected against mismatching
- Coding option available

Data

Notes

Safety information

The *MCS – MULTI CONNECTION SYSTEM* includes connectors without breaking capacity in accordance with DIN EN 61984. When used as intended, these connectors must not be connected /disconnected when live or under load. When used as intended, these connectors must not be connected/disconnected when live or under load. The circuit design should ensure header pins, which can be touched, are not live when unmated.

Variants:

Other pole numbers
Other solder pin lengths
Gold-plated or partially gold-plated contact surfaces
Other versions (or variants) can be requested from WAGO Sales or configured at <https://configurator.wago.com/>.

Electrical data

Ratings per IEC/EN

| Ratings per | IEC/EN 60664-1 |
|-------------------------------|---|
| Nominal voltage (III/3) | 80 V |
| Rated impulse voltage (III/3) | 2.5 kV |
| Rated voltage (III/2) | 160 V |
| Rated impulse voltage (III/2) | 2.5 kV |
| Nominal voltage (II/2) | 250 V |
| Rated surge voltage (II/2) | 2.5 kV |
| Rated current | 10 A |
| Legend (ratings) | (III / 2) $\hat{=}$ Overvoltage category III / Pollution degree 2 |

Ratings per UL 1059

| Approvals per | UL 1059 |
|--------------------------------|---------|
| Rated voltage UL (Use Group B) | 150 V |
| Rated current UL (Use Group B) | 10 A |
| Rated voltage UL (Use Group C) | 50 V |
| Rated current UL (Use Group C) | 10 A |

Subject to changes. Please also observe the further product documentation!

WAGO GmbH & Co. KG
Hansastr. 27
32423 Minden
Phone: +49571 887-0 | Fax: +49571 887-169
Email: info.de@wago.com | Web: www.wago.com

Do you have any questions about our products?
We are always happy to take your call at +49 (571) 887-44222.



Ratings per CSA

| | |
|---------------------------------|-------|
| Approvals per | CSA |
| Rated voltage CSA (Use Group B) | 150 V |
| Rated current CSA (Use Group B) | 12 A |

Connection data

| | |
|----------------------------|----|
| Total number of potentials | 36 |
| Number of connection types | 1 |
| Number of levels | 2 |

Connection 1

| | |
|-------------|----|
| Pole number | 36 |
|-------------|----|

Physical data

| | |
|--|--------------------------|
| Pin spacing | 3.5 mm / 0.138 inches |
| Width | 73.1 mm / 2.878 inches |
| Height | 15.9 mm / 0.626 inches |
| Height from the surface | 13.5 mm / 0.531 inches |
| Depth | 13.3 mm / 0.524 inches |
| Solder pin length | 2.4 mm |
| Solder pin dimensions | 0.8 x 0.8 mm |
| Plated through-hole diameter (THR) | 1.3 ^(+0.1) mm |
| Reel diameter of tape-and-reel packaging | 330 mm |
| Tape width | 88 mm |

Mechanical Data

| | |
|--------------------------|-----|
| Variable coding | Yes |
| Anti-rotation protection | Yes |

Plug-in connection

| | |
|--------------------------------------|---------------------|
| Contact type (pluggable connector) | Male connector/plug |
| Connector (connection type) | for PCB |
| Mismating protection | Yes |
| Plugging without loss of pin spacing | No |

Subject to changes. Please also observe the further product documentation!



| | |
|-------------------------------|-----------------|
| Mating direction to the PCB | 90 ° |
| Locking of plug-in connection | Threaded flange |

PCB contact

| | |
|-------------------------------------|--|
| PCB contact | THR |
| Solder pin arrangement | over the entire male connector (in-line) |
| Number of solder pins per potential | 1 |

Material Data

| | |
|-----------------------------|--|
| Note (material data) | Information on material specifications can be found here |
| Color | black |
| Material group | I |
| Insulation material | Polyphthalamide (PPA GF) |
| Flammability class per UL94 | V0 |
| Contact material | Electrolytic copper (E _{Cu}) |
| Contact plating | Tin |
| Weight | 9.5 g |
| MSL gemäß J-STD 020D | 1 |

Environmental requirements

| | |
|-------------------------|-----------------|
| Limit temperature range | -60 ... +100 °C |
| Processing temperature | -35 ... +60 °C |

Commercial data

| | |
|-----------------------|---------------|
| eCl@ss 10.0 | 27-44-04-02 |
| eCl@ss 9.0 | 27-44-04-02 |
| ETIM 8.0 | EC002637 |
| ETIM 7.0 | EC002637 |
| PU (SPU) | 120 pcs |
| Packaging type | bag |
| Country of origin | DE |
| GTIN | 4050821308966 |
| Customs tariff number | 85366990990 |

Subject to changes. Please also observe the further product documentation!

WAGO GmbH & Co. KG
Hansastr. 27
32423 Minden
Phone: +49571 887-0 | Fax: +49571 887-169
Email: info.de@wago.com | Web: www.wago.com


Do you have any questions about our products?
We are always happy to take your call at +49 (571) 887-44222.

Environmental Product Compliance

| | |
|---|--------------------------------------|
| CAS-No. | 7439-92-1 |
| REACH Candidate List Substance | Lead |
| RoHS Compliance Status | Compliant,With Exemption |
| RoHS Exemption | 6(c) |
| SCIP notification number (Austria) | 50a0e1a6-5343-4901-a02d-daaf49cd067e |
| SCIP notification number (Belgium) | 08092e5f-4105-4708-bd0f-7939a8a6cfc1 |
| SCIP notification number (Bulgaria) | f3223a78-629a-4b2a-ba4e-bfaa86576363 |
| SCIP notification number (Czech Republic) | c1d7dafa-7dcc-4ab1-b216-57c739d13cb2 |
| SCIP notification number (Denmark) | 79c059df-83ff-45c6-8783-9eb75f2f39b9 |
| SCIP notification number (Finland) | 13af4c72-8674-49ae-9b4f-878042ff1754 |
| SCIP notification number (France) | 24c4f3ef-e448-4871-a773-195c5b8cf6b5 |
| SCIP notification number (Germany) | 8d7d2071-6f2a-4c94-8ac3-c2d5be3de9ad |
| SCIP notification number (Hungary) | 204abbbe-4c76-459d-8995-1072823790cc |
| SCIP notification number (Italy) | 7adf072e-2009-4415-80f2-afad17f7bcaa |
| SCIP notification number (Netherlands) | 3613f80f-9985-4b54-9d7a-b325f6f6864f |
| SCIP notification number (Poland) | 6a7f2d18-df8e-4033-8b43-47bc4056d8b9 |
| SCIP notification number (Romania) | 45c671fb-96af-41cd-a203-d8770ccc9af8 |
| SCIP notification number (Sweden) | 4a694c1a-ccb1-41be-a63b-65015d4338a3 |

Approvals / Certificates

General approvals

| Logo | Approval | Additional Approval Text | Certificate name |
|--|--------------------------------------|--------------------------|------------------|
|  | UR Underwriters Laboratories Inc. | UL 1059 | E45172 |

Counterpart



Item no.713-1118/107-000

1-conductor female connector, 2-row; CAGE CLAMP®; 1.5 mm²; Pin spacing 3.5 mm; 36-pole; 100% protected against mismatching; Screw flange; 1,50 mm²; black

www.wago.com/713-1118/107-000

Optional accessories

Coding

Subject to changes. Please also observe the further product documentation!

WAGO GmbH & Co. KG
 Hansastr. 27
 32423 Minden
 Phone: +49571 887-0 | Fax: +49571 887-169
 Email: info.de@wago.com | Web: www.wago.com

Do you have any questions about our products?
 We are always happy to take your call at +49 (571) 887-44222.

Coding



Item no.: 714-101
Coding key; orange

www.wago.com/714-101

Downloads

Documentation

Additional Information

| | | | |
|------------------------|------------|----------|----------|
| Technical Section | 2019 Apr 3 | pdf | Download |
| Technical explanations | | 2.0 MB | |
| THR Soldering Process | | pdf | Download |
| | | 548.2 kB | |

CAD/CAE-Data

CAD data

| | | |
|---------------------------------------|-----|----------|
| 2D/3D Models 713-1418/117-000/997-409 | URL | Download |
|---------------------------------------|-----|----------|

Environmental Product Compliance


Compliance Search

| | | |
|---|-----|----------|
| Environmental Product Compliance 713-1418/117-000/997-409 | URL | Download |
| THR male header, 2-row; 0.8 x 0.8 mm solder pin; straight; 100% protected against mismatching; in tape-and-reel packaging; Pin spacing 3.5 mm; 36-pole; black | | |

Installation Notes

Coding

Subject to changes. Please also observe the further product documentation!



Coding a male header by inserting a coding pin.

Product family

MCS MINI HD

[Show all products from the family](#)

Subject to changes. Please also observe the further product documentation!