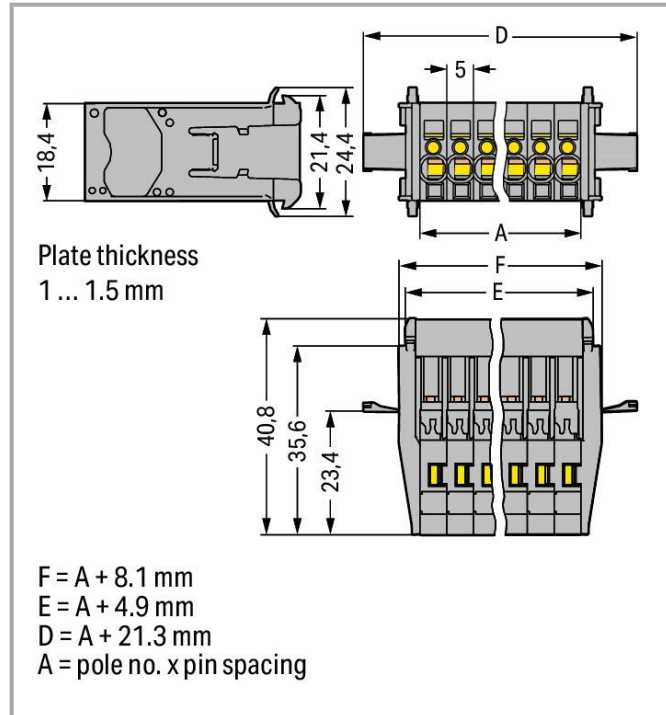



## Data sheet | Item number: 769-603/005-000

1-conductor male connector; CAGE CLAMP®; 4 mm<sup>2</sup>; Pin spacing 5 mm; 3-pole; Snap-in flange; 4,00 mm<sup>2</sup>; gray



[www.wago.com/769-603/005-000](http://www.wago.com/769-603/005-000)



## Data

### Electrical data

### Ratings per IEC/EN

|                               |   |
|-------------------------------|---|
| Nominal voltage (III/3)       | 500 V   |
| Rated impulse voltage (III/3) | 6 kV  |
| Rated current                 | 32 A  |
| Legend (ratings)              | (III / 3) ≙ Overvoltage category III / Pollution degree 3 |

### Connection data

|                            |   |
|----------------------------|---|
| Connection points          | 3 |
| Total number of potentials | 3 |

Subject to changes. Please also observe the further product documentation!

WAGO GmbH & Co. KG  
Hansastr. 27  
32423 Minden  
Phone: +49571 887-0 | Fax: +49571 887-169  
Email: [info.de@wago.com](mailto:info.de@wago.com) | Web: [www.wago.com](http://www.wago.com)

Do you have any questions about our products?  
We are always happy to take your call at +49 (571) 887-44222.



## Connection 1

|                                 |  |
|---------------------------------|--|
| Connection technology           | CAGE CLAMP®                                |
| Actuation type                  | Operating tool                             |
| Connectable conductor materials | Copper                                     |
| Nominal cross-section           | 4 mm <sup>2</sup> / 12 AWG                 |
| Solid conductor                 | 0.08 ... 4 mm <sup>2</sup> / 28 ... 12 AWG |
| Fine-stranded conductor         | 0.08 ... 4 mm <sup>2</sup> / 28 ... 12 AWG |
| Strip length                    | 8 ... 9 mm / 0.31 ... 0.35 inches          |
| Pole number                     | 3  |
| Wiring direction                | Front-entry wiring                         |

## Physical data

|             |                        |
|-------------|------------------------|
| Pin spacing | 5 mm / 0.197 inches    |
| Width       | 36.3 mm / 1.429 inches |
| Height      | 24.4 mm / 0.961 inches |
| Depth       | 40.8 mm / 1.606 inches |

## Mechanical Data

|  |                |
|--|----------------|
| Variable coding  | Yes            |
| Direct ground contact to DIN-rail/drilled hole/housing | No             |
| Mounting type  | Snap-in flange |
| Anti-rotation protection                               | Yes            |

## Plug-in connection

|                                      |                     |
|--------------------------------------|---------------------|
| Contact type (pluggable connector)   | Male connector/plug |
| Connector (connection type)          | for conductor       |
| Mismating protection                 | No                  |
| Plugging without loss of pin spacing | No                  |

## Material Data

|                      |  |
|----------------------|--|
| Note (material data) | <a href="#">Information on material specifications can be found here</a> |
| Color                | gray   |
| Material group       | I  |
| Insulation material  | Polyamide (PA66)   |

Subject to changes. Please also observe the further product documentation!

WAGO GmbH & Co. KG  
 Hansastr. 27  
 32423 Minden  
 Phone: +49571 887-0 | Fax: +49571 887-169  
 Email: [info.de@wago.com](mailto:info.de@wago.com) | Web: [www.wago.com](http://www.wago.com)

Do you have any questions about our products?  
 We are always happy to take your call at +49 (571) 887-44222.

|                             |          |
|-----------------------------|----------|
| Flammability class per UL94 | V0       |
| Fire load                   | 0.276 MJ |
| Weight                      | 11.2 g   |

### Environmental requirements

|                                  |                 |
|----------------------------------|-----------------|
| Processing temperature           | -35 ... +85 °C  |
| Continuous operating temperature | -60 ... +105 °C |

### Commercial data



|                       |                   |
|-----------------------|-------------------|
| Product Group         | 18 (X-COM-System) |
| eCl@ss 10.0           | 27-14-11-06       |
| eCl@ss 9.0            | 27-14-11-06       |
| ETIM 8.0              | EC001284          |
| ETIM 7.0              | EC001284          |
| PU (SPU)              | 25 pcs            |
| Packaging type        | box               |
| Country of origin     | PL                |
| GTIN                  | 4044918512640     |
| Customs tariff number | 85366990990       |

### Environmental Product Compliance

|                        |                         |
|------------------------|-------------------------|
| RoHS Compliance Status | Compliant, No Exemption |
|------------------------|-------------------------|

### Approvals / Certificates

#### General approvals

| Logo   | Approval                        | Additional Approval Text | Certificate name |
|--|---------------------------------|--------------------------|------------------|
|  | CCA<br>DEKRA Certification B.V. | IEC 61984                | NL-47799<br>/A1  |
|  | CCA<br>DEKRA Certification B.V. | EN 61984                 | 2190419.02       |
|  | CSA<br>DEKRA Certification B.V. | C22.2 No. 158            | 1101144          |
|  | UL                              | UL 1977                  | E 45171          |

Subject to changes. Please also observe the further product documentation!



Underwriters Laboratories Inc.



UR  
Underwriters Laboratories Inc.

UL 1059

E45172

## Optional accessories

### Coding

Coding



**Item no.: 769-435**

Coding pin; for coding of female plugs; for carrier terminal blocks / male connectors; orange

[www.wago.com/769-435](http://www.wago.com/769-435)

### Insulation stop

Insulation stop



**Item no.: 769-470**

Insulation stop; 0.08 - 0.2 mm<sup>2</sup> "s" (0.14 mm<sup>2</sup> "f-st"); 5 pieces/strip; white

[www.wago.com/769-470](http://www.wago.com/769-470)



**Item no.: 769-471**

Insulation stop; 0.25 - 0.5 mm<sup>2</sup>; 5 pieces/strip; light gray

[www.wago.com/769-471](http://www.wago.com/769-471)



**Item no.: 769-472**

Insulation stop; 0.75 - 1 mm<sup>2</sup>; 5 pieces/strip; dark gray

[www.wago.com/769-472](http://www.wago.com/769-472)

### Ferrule

Ferrule



**Item no.: 216-101**

Ferrule; Sleeve for 0.5 mm<sup>2</sup> / AWG 22; uninsulated; electro-tin plated; silver-colored

[www.wago.com/216-101](http://www.wago.com/216-101)



**Item no.: 216-104**

Ferrule; Sleeve for 1.5 mm<sup>2</sup> / AWG 16; uninsulated; electro-tin plated; silver-colored

[www.wago.com/216-104](http://www.wago.com/216-104)



**Item no.: 216-102**

Ferrule; Sleeve for 0.75 mm<sup>2</sup> / AWG 20; uninsulated; electro-tin plated; silver-colored

[www.wago.com/216-102](http://www.wago.com/216-102)



**Item no.: 216-103**

Ferrule; Sleeve for 1 mm<sup>2</sup> / AWG 18; uninsulated; electro-tin plated

[www.wago.com/216-103](http://www.wago.com/216-103)



**Item no.: 216-203**

Ferrule; Sleeve for 1 mm<sup>2</sup> / AWG 18; insulated; electro-tin plated; red

[www.wago.com/216-203](http://www.wago.com/216-203)



**Item no.: 216-206**

Ferrule; Sleeve for 2.5 mm<sup>2</sup> / AWG 14; insulated; electro-tin plated; blue

[www.wago.com/216-206](http://www.wago.com/216-206)

Subject to changes. Please also observe the further product documentation!

WAGO GmbH & Co. KG

Hansastr. 27













32423 Minden

Phone: +49571 887-0 | Fax: +49571 887-169

Email: [info.de@wago.com](mailto:info.de@wago.com) | Web: [www.wago.com](http://www.wago.com)

Do you have any questions about our products?

We are always happy to take your call at +49 (571) 887-44222.

|  |   |  |
|--|---|--|
|     | <b>Item no.: 216-202</b><br>Ferrule; Sleeve for 0.75 mm <sup>2</sup> / 18 AWG; insulated; electro-tin plated; gray            | <a href="http://www.wago.com/216-202">www.wago.com/216-202</a> |
|     | <b>Item no.: 216-204</b><br>Ferrule; Sleeve for 1.5 mm <sup>2</sup> / AWG 16; insulated; electro-tin plated; black            | <a href="http://www.wago.com/216-204">www.wago.com/216-204</a> |
|     | <b>Item no.: 216-201</b><br>Ferrule; Sleeve for 0.5 mm <sup>2</sup> / 20 AWG; insulated; electro-tin plated; white            | <a href="http://www.wago.com/216-201">www.wago.com/216-201</a> |
| <b>Marking accessories</b>   |   |  |
| Marking strip  |   |  |
|    | <b>Item no.: 210-831</b><br>Marking strips; on reel; 2.3 mm wide; plain; Self-adhesive; white                                 | <a href="http://www.wago.com/210-831">www.wago.com/210-831</a> |
|    | <b>Item no.: 210-833</b><br>Marking strips; 25 m on roll; 6 mm wide; plain; Self-adhesive; white                              | <a href="http://www.wago.com/210-833">www.wago.com/210-833</a> |
|    | <b>Item no.: 210-834</b><br>Marking strips; on reel; 5 mm wide; plain; Self-adhesive; white                                   | <a href="http://www.wago.com/210-834">www.wago.com/210-834</a> |
|    | <b>Item no.: 210-832</b><br>Marking strips; on reel; 3 mm wide; plain; Self-adhesive; white                                   | <a href="http://www.wago.com/210-832">www.wago.com/210-832</a> |
| Marker   |   |  |
|   | <b>Item no.: 248-501</b><br>Mini-WSB marking card; as card; not stretchable; plain; snap-on type; white                       | <a href="http://www.wago.com/248-501">www.wago.com/248-501</a> |
| <b>Tool</b>  |   |  |
| Operating tool   |   |  |
|  | <b>Item no.: 210-490</b><br>Operating tool  | <a href="http://www.wago.com/210-490">www.wago.com/210-490</a> |
|  | <b>Item no.: 769-434</b><br>Operating tool; made of insulating material; 1-way; loose; white                                  | <a href="http://www.wago.com/769-434">www.wago.com/769-434</a> |
| <b>Protective warning marker</b>   |   |  |
| Cover  |   |  |
|  | <b>Item no.: 280-415</b><br>Protective warning marker; for 5 terminal blocks; with high-voltage symbol, black; yellow         | <a href="http://www.wago.com/280-415">www.wago.com/280-415</a> |
| <b>Strain relief</b>   |   |  |
| Strain relief  |   |  |
|   | <b>Item no.: 769-411</b><br>Strain relief plate; for female and male connectors; 1 part; Pin spacing 5 mm; 2- to 3-pole; gray | <a href="http://www.wago.com/769-411">www.wago.com/769-411</a> |

Subject to changes. Please also observe the further product documentation!



## Downloads Documentation

### Bid Text

|                                |             |               |          |
|--------------------------------|-------------|---------------|----------|
| 769-603/005-000<br>X81 - Datei | 2019 Feb 19 | xml<br>3.2 kB | Download |
|--------------------------------|-------------|---------------|----------|

|                                |            |                |          |
|--------------------------------|------------|----------------|----------|
| 769-603/005-000<br>doc - Datei | 2017 Oct 4 | doc<br>25.6 kB | Download |
|--------------------------------|------------|----------------|----------|

### Additional Information

|   |  |               |          |
|---|--|---------------|----------|
| Technical Section<br>Technical explanations |  | pdf<br>2.2 MB | Download |
|---|--|---------------|----------|

## CAD/CAE-Data

### CAD data

|                              |  |     |          |
|------------------------------|--|-----|----------|
| 2D/3D Models 769-603/005-000 |  | URL | Download |
|------------------------------|--|-----|----------|

### CAE data

|                                   |  |     |          |
|-----------------------------------|--|-----|----------|
| EPLAN Data Portal 769-603/005-000 |  | URL | Download |
|-----------------------------------|--|-----|----------|

|                                |  |     |          |
|--------------------------------|--|-----|----------|
| WSCAD Universe 769-603/005-000 |  | URL | Download |
|--------------------------------|--|-----|----------|

|                              |  |     |          |
|------------------------------|--|-----|----------|
| ZUKEN Portal 769-603/005-000 |  | URL | Download |
|------------------------------|--|-----|----------|

|                                |  |     |          |
|--------------------------------|--|-----|----------|
| WSCAD Universe 769-603/005-000 |  | URL | Download |
|--------------------------------|--|-----|----------|

|                                   |  |     |          |
|-----------------------------------|--|-----|----------|
| EPLAN Data Portal 769-603/005-000 |  | URL | Download |
|-----------------------------------|--|-----|----------|

## Environmental Product Compliance


### Compliance Search

|  |  |     |          |
|--|--|-----|----------|
| Environmental Product Compliance 769-603/005-000<br>1-conductor male connector; CAGE CLAMP®, 4 mm²; Pin spacing 5 mm; 3-pole; Snap-in flange; 4,00 mm²; gray |  | URL | Download |
|--|--|-----|----------|


Subject to changes. Please also observe the further product documentation!

## Installation Notes

### Installation



Insert a male connector with snap-in flanges (769-604/005-000) into the cutout.

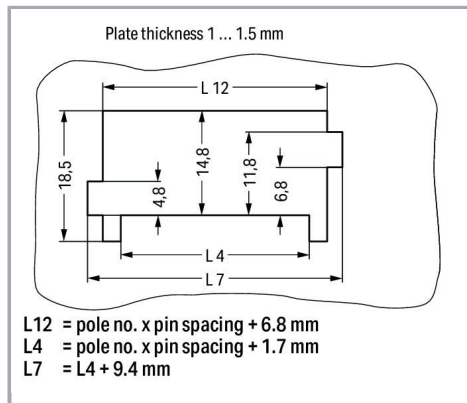


Male connector with snap-in flanges

Tool-free assembly



Tool-free assembly



Cutout

Male connectors with CAGE CLAMP® connection (769-6xx/005-000) and snap-in flanges

### Conductor termination


Subject to changes. Please also observe the further product documentation!



#### Operating tool

Inserting a conductor via operating tool  
(example shows a male connector).

#### Marking



Labeling a male connector with CAGE CLAMP®  
connection via Mini-WSB Quick Markers.

#### Product family

**X-COM**

[Show all products from the family](#)

Subject to changes. Please also observe the further product documentation!