

**Features:**



- Constant Voltage Design
- Universal AC input/ Full Range
- Built-in Active PFC function, PF 0.99 Typical
- High Efficiency (Up to 93%)
- Output Protections: OLP/OVP/SCP/OTP
- Lightning Protection
- Waterproof (IP67)
- 5 Year Warranty



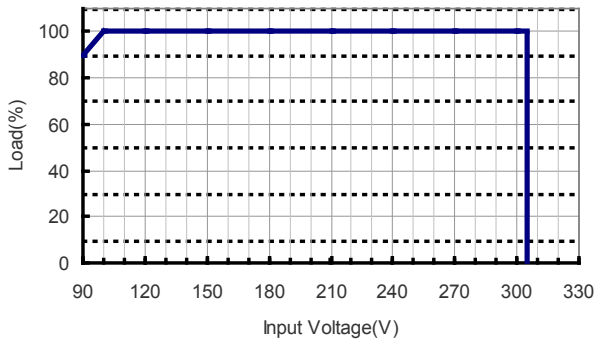
Model	PLV-200S036	PLV-200S042	PLV-200S048	PLV-200S050	PLV-200S052	PLV-200S054	PLV-200S081	PLV-200S105
Output Characteristics								
DC Output	36V	42V	48V	50V	52V	54V	81V	105V
Rated Current	5.56A	4.76A	4.17A	4.00A	3.84A	3.70A	2.47A	1.90A
Current Range	0~5.56A	0~4.76A	0~4.17A	0~4.00A	0~3.84A	0~3.70A	0~2.47A	0~1.90A
Ripple and Noise (max) <small>Note 1</small>	±2% Vo							
Voltage Accuracy	±2% Vo							
Line Regulation	±1% Vo							
Load Regulation	±2% Vo							
Rise Time	20mS Max @ Rated Load							
Hold-up Time (Typ.)	10mS Min (110VAC input, full load), 20mS Min (220VAC input, full load)							
Input Characteristics								
Voltage Range	90VAC~305VAC							
Frequency Range	47Hz-63Hz							
Power Factor (Typical)	110VAC	>0.99	>0.99	>0.99	>0.99	>0.99	>0.99	>0.99
	220VAC	>0.95	>0.95	>0.95	>0.95	>0.95	>0.95	>0.95
Efficiency (Typical)	92%	92%	92%	93%	93%	93%	93%	93%
AC Current (max)	2.5A @ 100-277VAC Input Full Load							
Inrush Current (max)	75A @ 230VAC, 25°C							
Leakage Current	0.75mA max @ 277VAC							
Protection								
Over Temperature (OTP)	110°C (Temperature of internal components); shut down, auto recover after the temperature decreases							
Over Voltage (OVP) <small>Note 2</small>	1.2~1.4Vo							
Short Circuit (SCP)	Long-term mode, auto recovery							
Environmental Characteristics								
Operating Temperature	-35°C~70°C							
Operating Relative Humidity	10% RH to 100% RH							
Storage Temperature	-40°C~85°C, 5% to 100% RH non-condensing							
Vibration	10 to 300Hz sweep at constant acceleration of 1.0G(Breadth: 3.5mm) for 1 Hour for each of the perpendicular axes X, Y, Z							
Waterproof Rating	IP67							
Safety Standards	UL8750, Compliance to UL1012 UL935, IEC61347							
Withstand Voltage	L/N-GND: 4kV, L-N: 2kV							
Isolation Resistance	I/P-O/P: >100M Ohms / 500VDC / 25°C / 70% RH							
EMC Emission	Compliance to EN55022(CISPR22) Class B, EN61000-3-2 Class A, EN61000-3-3							
EMC Immunity	Compliance to EN61000-3-2, 3 EN61000-4-2, 3, 4, 5, 6, 8, 11, EN61547							
Characteristics								
Life Time	More than 50,000Hrs (25°C, 80% Load)							
MTBF (MIL-HDBK-217F)	More than 255,000Hrs (25°C, 80% Load)							
Dimension (LxWxH)	225x67.5x40mm							
Note	1. Ripple & Noise: Measured by 20 MHz bandwidth oscilloscope and the output paralleled with a 0.1 uF ceramic capacitor and a 10 uF electrolytic capacitor. 2. Latch Mode: The power supply shall return to normal operation only after the power is turned on again							

MECHANICAL SPECIFICATIONS

UNIT: mm



Derating Curve



Ambient Temperature vs. Load

