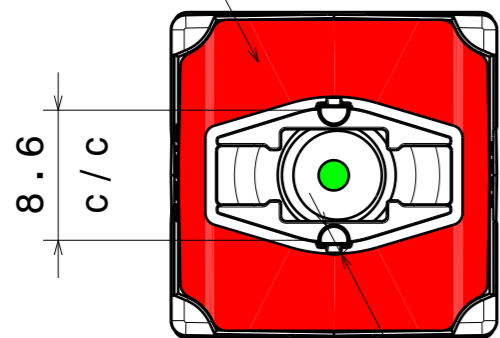


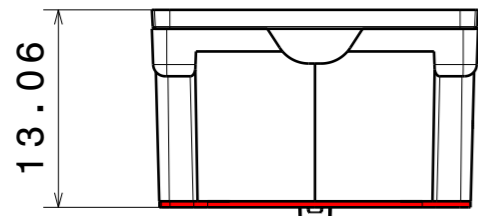
PU foam tape 0.4mm



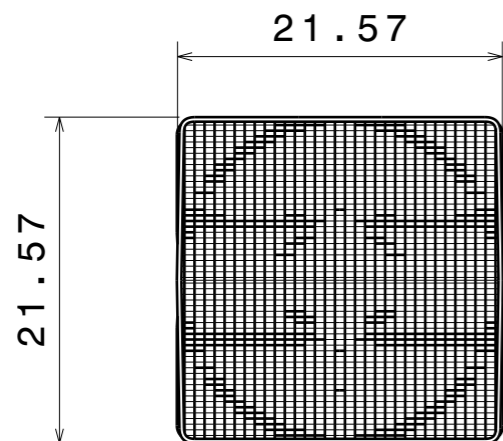
Beam direction

Bottom view

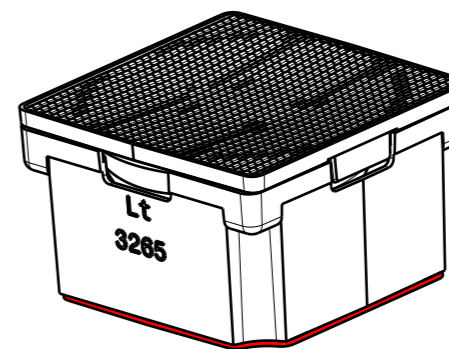
Beam direction



Front view



Top view



Isometric view  
Scale: 2:1

**COMPONENTS**

CA13638\_G2-LAURA-O-WAS-P

INDEX	PART	TYPE	MATERIAL	COLOR / COATING
1	C10278_ROSE-TAPE		Tape	
2	C12725_LAURA-O-WAS		PMMA	
3	C13265_LAURA-Lt-PIN-XP-HLD-WHT		PC	white

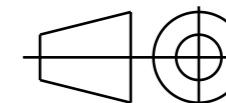
**MECHANICAL DRAWING**

PRODUCT  
**LAURA**

**LEDiL<sup>®</sup>**

Plastic moulding general tolerances according to DIN 16901-130 and applies if not otherwise shown in the drawing. Silicone moulding general tolerances according to ISO 3302-1 Class M3 and applies if not otherwise shown in the drawing.

FIRST ANGLE PROJECTION:



This drawing is the property of LEDiL Oy. It may not be copied or otherwise distributed without prior written permission from LEDiL Oy.

SCALE 2:1

WEIGHT -

A3 SHEET 1/1

**Notes**



- PCB or heatsink level.
- LED location.
- Ensure LED fitting from a product specific 3D model available from [www.ledil.com](http://www.ledil.com).