

# Coupler connector - SB-8EPCA8A9L34S - 1623358

Please be informed that the data shown in this PDF Document is generated from our Online Catalog. Please find the complete data in the user's documentation. Our General Terms of Use for Downloads are valid (<http://phoenixcontact.com/download>)




Coupling connector, straight long, shielded: yes, for standard and SPEEDCON interlock, M40, No. of pos.: 4+4+4+PE / 3+N+PE, type of contact: Pin, Crimp connection, cable diameter range: 20.5 mm ... 26.5 mm

## Your advantages

- Transmission of signals, data, and power in just a single connector
- CAT5 data interface for up to 100 Mbps
- Mechanical coding reliably prevents incorrect connections
- Safe use in the field, thanks to high degree of protection
- Consistent EMC protection for reliable connection solutions in the industrial environment



## Key Commercial Data

Packing unit	1 pc
GTIN	 4 055626 194691
GTIN	4055626194691

## Technical data

### Temperature range

Ambient temperature (operation)	-40 °C ... 130 °C
---------------------------------	-------------------

### Standards and Regulations

CE safety note	WARNING: The connectors may not be plugged in or disconnected under load. Ignoring the warning or improper use may damage persons and/or property.
	• WARNING: Commission properly functioning products only. The products must be regularly inspected for damage. Decommission defective products immediately. Replace damaged products. Repairs are not possible.
	• WARNING: Only electrically qualified personnel may install and operate the product. They must observe the following safety notes. The qualified personnel must be familiar with the basics of electrical engineering. They must be able to recognize and prevent danger. The

# Coupler connector - SB-8EPCA8A9L34S - 1623358

## Technical data

### Standards and Regulations

	relevant symbol on the packaging indicates that only personnel familiar with electrical engineering are allowed to install and operate the product.
	<ul style="list-style-type: none"> <li>The products are suitable for applications in plant, controller, and electrical device engineering.</li> </ul>
	<ul style="list-style-type: none"> <li>When operating the connectors in outdoor applications, they must be separately protected against environmental influences.</li> </ul>
	<ul style="list-style-type: none"> <li>Assembled products may not be manipulated or improperly opened.</li> </ul>
	<ul style="list-style-type: none"> <li>Only use mating connectors that are specified in the technical data of the standards listed (e.g. the ones listed in the product accessories online at <a href="http://phoenixcontact.com/products">phoenixcontact.com/products</a>).</li> </ul>
	<ul style="list-style-type: none"> <li>When using the product in direct connection with third-party manufacturers, the user is responsible.</li> </ul>
	<ul style="list-style-type: none"> <li>For operating voltages &gt; 50 V AC, conductive connector housings must be grounded</li> </ul>
	<ul style="list-style-type: none"> <li>VDE 0100/1.97 § 411.1.3.2 and DIN EN 60 204/11.98 § 14.1.3 are applicable when combining several circuits in a cable and/or connector</li> </ul>
	<ul style="list-style-type: none"> <li>Observe the corresponding technical data. You will find information:                             <ul style="list-style-type: none"> <li>On the product</li> <li>On the packing label</li> <li>In the supplied documentation</li> <li>Online at <a href="http://phoenixcontact.com/products">phoenixcontact.com/products</a> under the product</li> </ul> </li> </ul>
	<ul style="list-style-type: none"> <li>Only use tools recommended by Phoenix Contact</li> </ul>
	<ul style="list-style-type: none"> <li>The installation notes/Design In documents online on the download page at <a href="http://phoenixcontact.com/products">phoenixcontact.com/products</a> must be observed for this product.</li> </ul>
	<ul style="list-style-type: none"> <li>Use a protective cap to protect connectors that are not in use. The suitable accessories are available online in the accessory section of the product at <a href="http://phoenixcontact.com/products">phoenixcontact.com/products</a></li> </ul>
	<ul style="list-style-type: none"> <li>Operate the connector only when it is fully plugged in and interlocked.</li> </ul>
	<ul style="list-style-type: none"> <li>Ensure that when laying the cable, the tensile load on the connectors does not exceed the upper limit specified in the standards.</li> </ul>
	<ul style="list-style-type: none"> <li>Observe the minimum bending radius of the cable. Lay the cable without twisting it.</li> </ul>
	<ul style="list-style-type: none"> <li>The connector warms up in normal operation. Depending on the ambient conditions, the surface of the connector can continue to warm up. In this case, the user is responsible for posting warnings (e.g. DIN EN ISO 13732-1:2008-12).</li> </ul>

### Data of the insulating body

Data rate	100 Mbps
Coding	CAT5, coding 1
Contact connection method	Crimp connection
Type of contacts	Pin
Application	Hybrid
Number of positions	13
Contact diameter of power contacts	3.6 mm
Litz wire cross section of power contacts min.	1 mm <sup>2</sup>
Litz wire cross section of power contacts max.	16 mm <sup>2</sup>
Nominal current per power contact at 25°C	70 A

## Coupler connector - SB-8EPCA8A9L34S - 1623358

### Technical data

#### Data of the insulating body

Rated surge voltage	6 kV
Rated voltage (II/3) power contact	850 V DC
Rated voltage (III/3) power contact	630 V AC
Contact diameter of signal contacts	1 mm
Litz wire cross section of signal contacts min.	0.06 mm <sup>2</sup>
Litz wire cross section of signal contacts max.	1.5 mm <sup>2</sup>
Nominal current per signal contact at 25°C	8 A
Rated surge voltage	6 kV
Overvoltage category	III
Degree of pollution	3
Rated voltage (III/3) signal contact	500 V
Contact diameter, data contacts	0.8 mm
Litz wire cross section, data contacts, min.	0.08 mm <sup>2</sup>
Litz wire cross section, data contacts, max.	0.5 mm <sup>2</sup>
Nominal current per data contact at 25°C	3.6 A
Rated surge voltage	1.5 kV
Rated voltage (III/3) data contact	50 V

#### Housing data

Housing material	Turned parts: copper zinc alloy (CuZn), die-cast parts: zinc (GD-Zn)
Type of locking	for standard and SPEEDCON interlock
Degree of protection (when plugged in)	IP68/IP69K
Thread type	M40

#### Cable seal data

Cable diameter	20.5 mm ... 26.5 mm
Sealing material	FKM

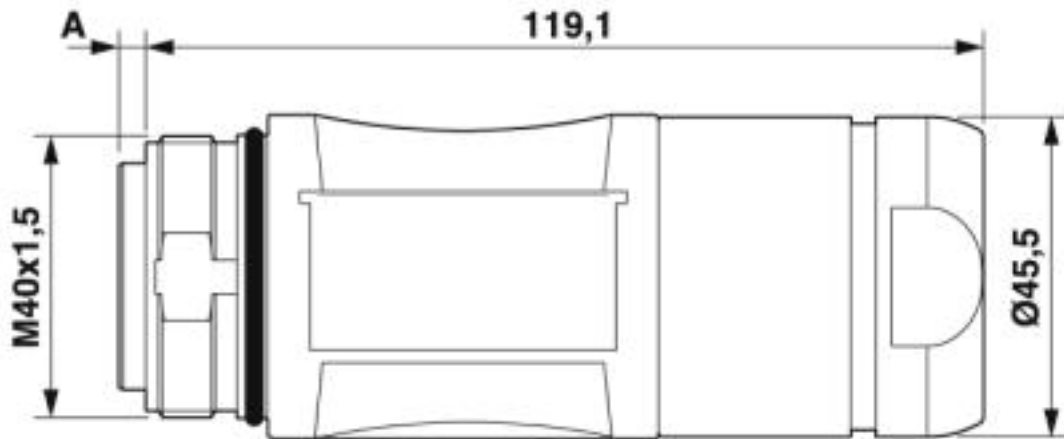
#### Environmental Product Compliance

	Lead 7439-92-1
China RoHS	Environmentally Friendly Use Period = 50
	For details about hazardous substances go to tab "Downloads", Category "Manufacturer's declaration"

### Drawings

## Coupler connector - SB-8EPCA8A9L34S - 1623358

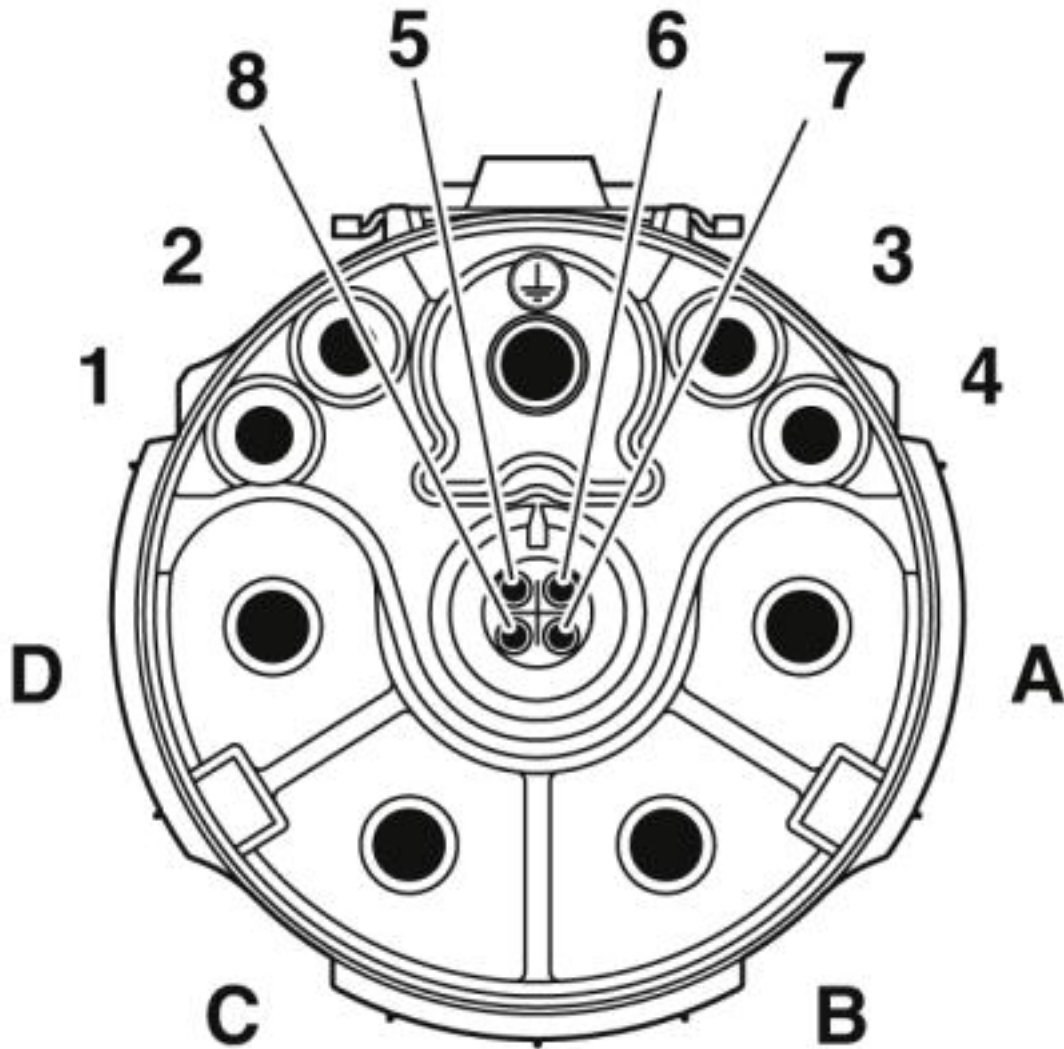
Dimensional drawing



Pin version: dimension A = 3.8 mm, socket version: dimension A = 0.15 mm

# Coupler connector - SB-8EPCA8A9L34S - 1623358

Schematic diagram



Pin assignment of pin CAT5, coding 1

Approvals

Approvals

---

Approvals

UL Recognized / cUL Recognized / cULus Recognized

---


Ex Approvals


---

Approval details

# Coupler connector - SB-8EPCA8A9L34S - 1623358

## Approvals

UL Recognized		<a href="http://database.ul.com/cgi-bin/XYV/template/LISEXT/1FRAME/index.htm">http://database.ul.com/cgi-bin/XYV/template/LISEXT/1FRAME/index.htm</a> 20170915-E468743
Nominal voltage UN		600 V
Nominal current IN		50 A
mm <sup>2</sup> /AWG/kcmil		6

cUL Recognized		<a href="http://database.ul.com/cgi-bin/XYV/template/LISEXT/1FRAME/index.htm">http://database.ul.com/cgi-bin/XYV/template/LISEXT/1FRAME/index.htm</a> 20170915-E468743
Nominal voltage UN		600 V
Nominal current IN		42 A
mm <sup>2</sup> /AWG/kcmil		6

cULus Recognized	
------------------	---

Phoenix Contact 2019 © - all rights reserved  
<http://www.phoenixcontact.com>

PHOENIX CONTACT GmbH & Co. KG  
Flachsmarktstr. 8  
32825 Blomberg  
Germany  
Tel. +49 5235 300  
Fax +49 5235 3 41200  
<http://www.phoenixcontact.com>