ANATECH ELECTRONICS INC
RF & Microwave Filters & Products

5825 MHz Cavity Bandpass Filter

Part Number: AB5825B747

ISO 9001 REGISTERED FIRM

Electrical specifications

Center Frequency: 5825 MHz
Bandwidth: 20 MHz
Input / Output Impedance: 50 Ohms
Passband: 5815-5835 MHz
Passband Insertion Loss: 2.0 dB @ 5815-5835 MHz
IL Variation: 6.5 dB
Passband Ripple: <0.2 dB
Passband Return Loss: >14 dB
Rejection: DC-(CF-20)MHz, 60 dBc
Rejection 2: (CF+20)MHz -6200 MHz, 60 dBc
Power Handling: 50 W
Group Delay Variation: 200 ns over any 0.5 MHz

Mechanical

Mounting Method: Threaded Mounting Holes
Connector Type: N-Type (F)
Dimensions: 6.93” x 3.86” x 1.26” max
(176mm x 98mm x 32mm)

Environmental

Operating Temperature: -30 to +60 deg.C
Storage Temperature: -55 to +95 deg.C
Shock: 20 G. 11ms
Vibration: 20 G. 5 to 200 MHz

Outline Drawing:

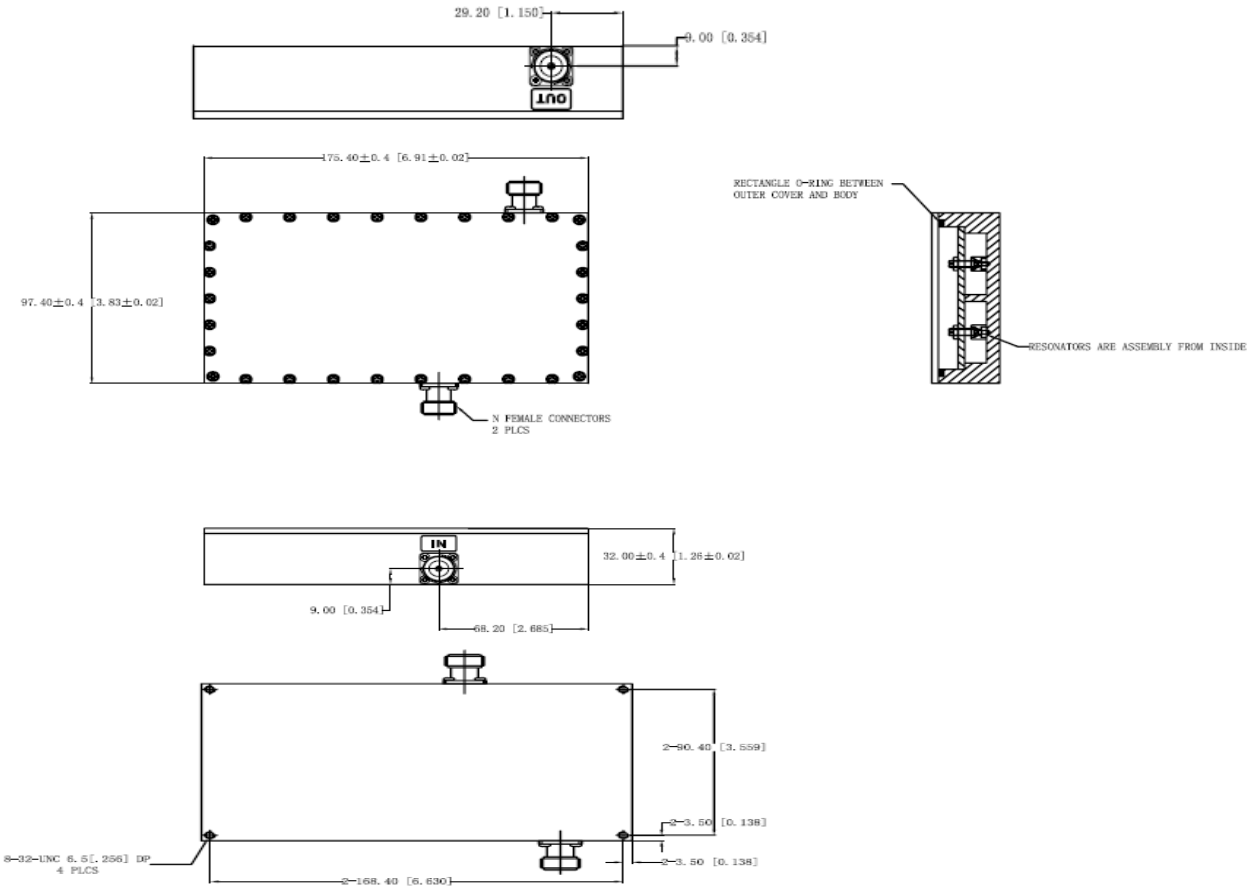

70 Outwater Lane **Phone: (973) 772-4242**
Garfield, NJ 07026 **Fax : (973) 772-4646**
Email: sales@anatechelectronics.com
Web: www.anatechelectronics.com

5825 MHz Cavity Bandpass Filter

Part Number: AB5825B747

Response Plot:

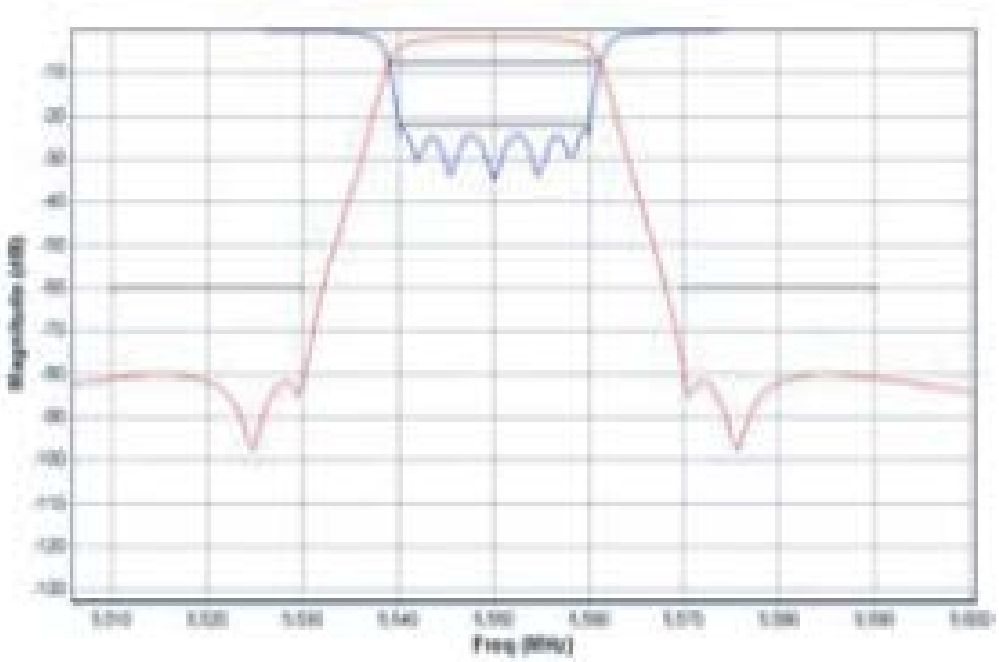

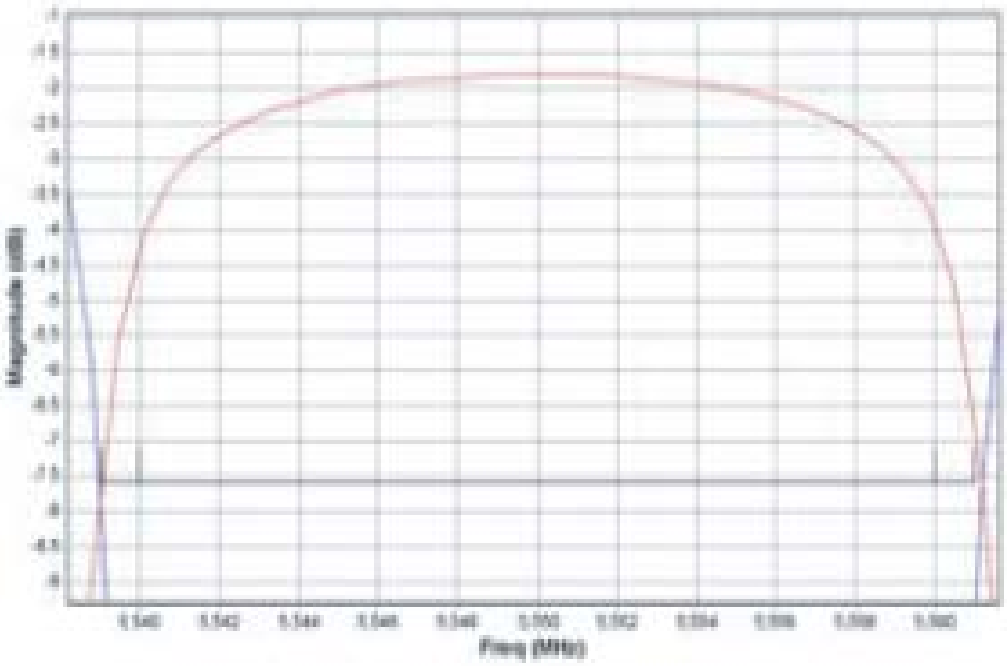

70 Outwater Lane
Garfield, NJ 07026
Phone: (973) 772-4242
Fax : (973) 772-4646
Email: sales@anatechelectronics.com
Web: www.anatechelectronics.com